

IPEDS  
FALL COLLECTION  
2005-2006

- ✓ Institutional Characteristics
- ✓ Completions

✓ Institutional Characteristics

**Institutional Characteristics 2005-06**

Institution: UNIVERSITY OF PUERTO RICO-MAYAGUEZ (243197)

User ID: p52431972

**Part A - Educational Offerings**

1. Which of the following types of instruction/programs are offered by your institution? [Check one or more]

*If your institution does not offer occupational, academic or continuing professional programs, you are not expected to complete this or any other IPEDS survey.*

- Occupational, may lead to a certificate, degree, or other formal award
- Academic, leading to a certificate, degree, or diploma
- Continuing professional (postbaccalaureate only)
- Recreational or avocational (leisure) programs
- Adult basic or remedial instruction or high school equivalency
- Secondary (high school)

Institution: UNIVERSITY OF PUERTO RICO-MAYAGUEZ (243197)

User ID: p52431972

### **Part A - Mission Statement**

**2. Please enter your institution's mission statement or a web address (URL) where your mission statement can be found. Mission statements provided manually must be limited to 2,000 characters or less. If your mission statement is lengthy but available electronically, please provide the web address in the space provided. The mission statement will be available to the public on the College Opportunities On-Line (IPEDS COOL) website.**

Mission Statement URL: [http:// www.uprm.edu/about/](http://www.uprm.edu/about/)

Mission Statement

Institution: UNIVERSITY OF PUERTO RICO-MAYAGUEZ (243197)

User ID: p52431972

**Part B - Organization - Control and Level****1. What is your institutional control or affiliation?** Public - Specify

Primary control      Secondary control (if applicable)

State No selection  Private for-profit Private not-for-profit independent (no religious affiliation) Private not-for-profit religious affiliation - SpecifyNo selection **2. What award levels are offered by your institution? (One academic year equals 30 semester credit hours or its equivalent, or 900 contact or clock hours, or 45 quarter credit hours.) [Check all that apply]****Award  
Level****BELOW THE BACCALAUREATE:**

- 1      Postsecondary award, certificate, or diploma of **less than one academic year**
- less than 900 contact or clock hours, or
- less than 30 semester or trimester credit hours, or
- less than 45 quarter credit hours
- 2      Postsecondary award, certificate, or diploma of **at least one but less than two academic years**
- at least 900 but less than 1800 contact or clock hours, or
- at least 30 but less than 60 semester or trimester credit hours, or
- at least 45 but less than 90 quarter credit hours
- 3       Associate's degree
- 4      Postsecondary award, certificate, or diploma of **at least two but less than four academic years**
- 1800 or more contact or clock hours, or
- 60 or more semester or trimester credit hours, or
- 90 or more quarter credit hours

**BACCALAUREATE AND ABOVE:**

- 5       Bachelor's degree or equivalent
- 6       Postbaccalaureate certificate
- 7       Master's degree
- 8       Post-master's certificate
- 9       Doctor's degree
- 10      First-professional degree
- 11      First-professional certificate (Post-degree)
- 12      Other; please specify in the Caveats box

CAVEATS

Institution: UNIVERSITY OF PUERTO RICO-MAYAGUEZ (243197)

User ID: p52431972

**Part B - Organization - Calendar System**

*Your response to the next question determines how your institution reports Graduation Rates data in the Spring and how you report student charges in Part D of this survey.*

**3. What is the predominant calendar system at the institution? [Choose one]****Standard academic terms**

*Checking one of these systems determines that your institution will provide Graduation Rates data based on a FALL COHORT and student charges based on a FULL ACADEMIC YEAR*

- Semester
- Quarter
- Trimester
- 4-1-4 or similar plan
- Other academic calendar

**Other calendar system**

*Checking one of the following determines that your institution will provide Graduation Rates data based on a FULL YEAR COHORT and student charges data will be requested by PROGRAM.*

- Differs by program
- Continuous basis (every 2 weeks, monthly, or other period)

Institution: UNIVERSITY OF PUERTO RICO-MAYAGUEZ (243197)

User ID: p52431972

**Part B - Organization - Student Enrollment****4. Does your institution enroll any of the following types of students?**

**Include all levels that your institution offers, even if there are no students currently enrolled at that level.**

The answers to these questions determine which screens will be generated for reporting academic year tuition charges, and for reporting Fall Enrollment during the Winter and Spring collections. Additionally, checking **Yes** for full-time, first-time, degree/certificate-seeking undergraduate students determines that your institution must report pricing information for these students (on the IC survey) and Student Financial Aid information in the Spring collection. The reported full- and part-time 2004 Fall Enrollment counts are provided for your reference.

	Full-time		FT PY Enrollment	Part-time		PT PY Enrollment
Undergraduate (academic or occupational programs)	<input type="radio"/> No	<input checked="" type="radio"/> Yes	10,010	<input type="radio"/> No	<input checked="" type="radio"/> Yes	1,022
First-time, degree/certificate-seeking undergraduate	<input type="radio"/> No	<input checked="" type="radio"/> Yes	2,067	<input type="radio"/> No	<input checked="" type="radio"/> Yes	129
Graduate	<input type="radio"/> No	<input checked="" type="radio"/> Yes	915	<input type="radio"/> No	<input checked="" type="radio"/> Yes	161
First-professional	<input checked="" type="radio"/> No	<input type="radio"/> Yes		<input checked="" type="radio"/> No	<input type="radio"/> Yes	

**5. For academic year 1999-2000, did your institution have any full-time first-time degree/certificate-seeking students enrolled in programs at the baccalaureate level or below?**

If you answer **Yes** to this question, you will be required to provide Graduation Rates data for 1999-2000 in the Spring collection. If you answer **No** to this question, please indicate the reason you are not required to report Graduation Rates for the cohort year requested. If you reported any full-time, first-time degree/certificate-seeking undergraduates on the 1999-2000 Enrollment survey, the data will be preloaded below.

- No
- This institution did not enroll full-time, first-time (undergraduate) students.
  - This institution did not offer programs at or below the baccalaureate level.
  - This institution was not in operation in 1999-2000.
- Yes

**Cohort from 1999-2000 Enrollment of full-time, first-time degree/certificate-seeking students (GRS Cohort)**

2,152

Institution: UNIVERSITY OF PUERTO RICO-MAYAGUEZ (243197)

User ID: p52431972

**Part C - Admission Requirements and Services - Open Admission**

1. Does your institution have an open admission policy for all or most entering first-time degree/certificate-seeking undergraduate-level students?

*If you answer **No** to this question you will be expected to answer additional questions (C2, C3, and C4) on your admissions procedures.*

Yes

No

**CAVEATS**

Part B. Accreditation: Our Engineering programs are accredited by the American Board of Engineering and Technology (ABET) and our Chemistry programs are recognized by the American Chemical Society (ACS)



Institution: UNIVERSITY OF PUERTO RICO-MAYAGUEZ (243197)

User ID: p52431972

**Part C - Admission Requirements and Services - Admission Considerations**

2. Please select the option that best describes how your institution uses any of the following data in its undergraduate selection process.

Admission Considerations	Required	Recommended	Neither Recommended	Required nor Recommended	Don't Know
Secondary school GPA	<input checked="" type="radio"/>	<input type="radio"/>		<input type="radio"/>	<input type="radio"/>
Secondary school rank	<input type="radio"/>	<input type="radio"/>		<input checked="" type="radio"/>	<input type="radio"/>
Secondary school record	<input checked="" type="radio"/>	<input type="radio"/>		<input type="radio"/>	<input type="radio"/>
Completion of college-preparatory program	<input type="radio"/>	<input type="radio"/>		<input checked="" type="radio"/>	<input type="radio"/>
Recommendations	<input type="radio"/>	<input type="radio"/>		<input checked="" type="radio"/>	<input type="radio"/>
Formal demonstration of competencies (e.g., portfolios, certificates of mastery, assessment instruments)	<input type="radio"/>	<input type="radio"/>		<input checked="" type="radio"/>	<input type="radio"/>
<u>Admission test scores</u>					
(SAT / ACT)	<input checked="" type="radio"/>	<input type="radio"/>		<input type="radio"/>	<input type="radio"/>
Other Test (Wonderlic, WISC-III, etc.)	<input type="radio"/>	<input type="radio"/>		<input type="radio"/>	<input type="radio"/>
<u>TOEFL</u> (Test of English as a Foreign Language)	<input type="radio"/>	<input type="radio"/>		<input checked="" type="radio"/>	<input type="radio"/>

Institution: UNIVERSITY OF PUERTO RICO-MAYAGUEZ (243197)

User ID: p52431972

**Part C - Admission Requirements and Services - Selection Process**

3. Please provide the number of first-time, degree/certificate-seeking undergraduate students who applied, were admitted, and enrolled (full or part time) at your institution for the most recent Fall period available. Include early decision, early action, and students who began studies during the summer prior to that fall. See instructions for further information.

Select reporting period:

 Fall 2004 Fall 2005

	Men	Women	Total
Number of <u>applicants</u>	2,028	2,075	4,103
Number of <u>admissions</u>	1,270	1,284	2,554
Number enrolled <u>full time</u>	1,081	1,077	2,158
Number enrolled <u>part time</u>	58	87	145

4. If test scores are required for admission for your enrolled first-time, degree/certificate-seeking undergraduate students please provide the following information: the number and percentage of students submitting SAT/ACT scores and the 25th and 75th percentile scores for each test. Please DO NOT convert test scores; scores must be reported separately. Provide data for the most recent group of students for which data are available; include new students admitted the summer prior to that fall.

Select reporting period

 Fall 2004 Fall 2005 Test scores NOT required

Number submitting <u>SAT</u> scores	2,303
Percent submitting SAT scores	100
Number submitting <u>ACT</u> scores	
Percent submitting ACT scores	

	25th Percentile	75th Percentile
SAT Verbal	489	615
SAT Math	509	669
ACT Composite		
ACT English		
ACT Math		
CAVEATS		

Test scores are based on the CEEB Examns

Institution: UNIVERSITY OF PUERTO RICO-MAYAGUEZ (243197)

User ID: p52431972

**Part C - Admission Requirements and Services - Special Learning Opportunities**

5. Does your institution accept any of the following? [Check all that apply]

- Dual credit (college credit earned while in high school)
- Credit for life experiences
- Advanced placement (AP) credits
- None of the above

6. What types of special learning opportunities are offered by your institution? [Check all that apply]

- Distance learning opportunities (e-learning)
- ROTC
  - Army
  - Navy
  - Air Force
- Study abroad
- Weekend/evening college
- Teacher certification (below the postsecondary level)
  - Students can complete their preparation in certain areas of specialization
  - Students must complete their preparation at another institution for certain areas of specialization
  - This institution is approved by the state for the initial certification or licensure of teachers
- None of the above

Institution: UNIVERSITY OF PUERTO RICO-MAYAGUEZ (243197)

User ID: p52431972

**Part C - Admission Requirements and Services - Student Services**

7. If your institution grants a bachelor's degree or higher but does not offer a full 4-year program of study at the undergraduate level, how many years of completed college-level work are required for entrance?

Number of years

No selection 

8. Which of the following selected students services are offered by your institution? [Check all that apply]

- Remedial services
- Academic/career counseling services
- Employment services for current students
- Placement services for program completers
- On-campus day care for children of students
- None of the above

9. Does your institution have its own library or are you financially supporting a shared library with another postsecondary education institution?

- Have our own library
- Do not have our own library but contribute financial support to a shared library
- Neither of the above

Institution: UNIVERSITY OF PUERTO RICO-MAYAGUEZ (243197)

User ID: p52431972

**Part D - Student Charges - Application Fees**1. Is an application fee for admission required by your institution?

- No
- Yes - Indicate amount of application fee
- Undergraduate
  - Graduate
  - First-professional

	<b>Amount</b>	<b>Prior year</b>
Undergraduate	20	15
Graduate	20	15

Institution: UNIVERSITY OF PUERTO RICO-MAYAGUEZ (243197)

User ID: p52431972

**Part D - Student Charges Questions****3. Are all full-time, first-time degree/certificate-seeking students required to live on campus or in institutionally-controlled housing?**

If you answer **Yes** to this question, you will not be asked to report off-campus room and board in the price of attendance (D13).

- No  
 Yes

**4. Does your institution charge different tuition for in-district, in-state, or out-of-state students?**

If you answer **Yes** to this question, you will be expected to report tuition amounts for in-district, in-state, and out-of-state students.

- No  
 Yes

**5. Does your institution offer institutionally-controlled housing (either on or off campus)?**

If you answer **Yes** to this question, you will be expected to specify a housing capacity, and to report a room charge or a combined room and board charge (D12 and D13).

- No  
 Yes

Specify housing capacity for academic year 2005-06.

**6. Do you offer board or meal plans to your students?**

If you answer **Yes** to this question, you will be expected to report a board charge or combined room and board charge (D12 and D13).

- No  
 Yes - Number of meals per week in the maximum meal plan offered  
 Yes - Number of meals per week can vary (for example, student receives a meal card and charges meals against the card)

Institution: UNIVERSITY OF PUERTO RICO-MAYAGUEZ (243197)

User ID: p52431972

**Part D - Undergraduate Student Charges****7. Charges to full-time undergraduate students for the full academic year 2005-06**

	<b>In-district</b>	<b>Prior year</b>	<b>In-state</b>	<b>Prior year</b>	<b>Out-of-state</b>	<b>Prior year</b>
All full-time <u>undergraduates</u>						
Average <u>tuition</u>	1,558	1,170	1,558	1,170	3,043	2,400
Required fees	149	105	149	105	149	105

**8. Per credit hour charge for part-time undergraduate students**

	<b>In-district</b>	<b>Prior year</b>	<b>In-state</b>	<b>Prior year</b>	<b>Out-of-state</b>	<b>Prior year</b>
Per credit hour charge	40	30	40	30	133	100

Institution: UNIVERSITY OF PUERTO RICO-MAYAGUEZ (243197)

User ID: p52431972

**Part D - Graduate Student Charges****9. Charges to full-time graduate students for the full academic year 2005-06**

	<b>In-district</b>	<b>Prior year</b>	<b>In-state</b>	<b>Prior year</b>	<b>Out-of-state</b>	<b>Prior year</b>
Average <u>tuition</u>	1,998	1,950	1,998	1,950	4,506	3,500
Required fees	149	70	149	70	149	70

**10. Per credit hour charge for part-time graduate students**

	<b>In-district</b>	<b>Prior year</b>	<b>In-state</b>	<b>Prior year</b>	<b>Out-of-state</b>	<b>Prior year</b>
<b>Per credit hour charge</b>	100	75	100	75	290	218



Institution: UNIVERSITY OF PUERTO RICO-MAYAGUEZ (243197)

User ID: p52431972

**Part D - Student Charges - Price of Attendance****13. Price of attendance for full-time, first-time undergraduate students:**

Please enter the amounts requested below. These data will be made available to the public on the IPEDS COOL (College Opportunities On-Line) Web site. Data for prior years may be corrected. If your institution participates in any Title IV programs (Pell, Stafford, etc.), you must complete all information for the current year. Leave items that do not apply blank and the system will fill in as "not applicable" or indicate that more information is needed. Estimates of expenses for books and supplies, room and board, and other expenses are those **from the Cost of Attendance report** used by your financial aid office for determining financial need.

<b>Charges for full academic year</b>	<b>2003-04</b>	<b>2004-05</b>	<b>2005-06</b>
<b>Published tuition and required fees:</b>			
In-district	1,245	1,245	1,707
In-state	1,245	1,245	1,707
Out-of-state	2,400	2,400	3,192
Books and supplies	1,320	1,320	1,320
<b>Off campus (not with family):</b>			
Room and board	2,000	2,000	2,000
Other expenses	1,000	1,000	1,000
<b>Off campus (with family):</b>			
Other expenses	1,000	1,000	1,000

**CAVEATS**

Required fees are now based on a Maintenance Fee of \$47.00, a new Technology Fee of \$25 per semester/session, calculated at 2 sessions for undergraduate and graduate students. The data offered for OUT of State Average Tuition corresponds to our published tuition for foreign students. In the case of US Citizens that are not residents of PR, the average tuition is the same as resident students plus an additional amount equivalent to what a Puerto Rican student would have to pay in a public university of the students state of origin.

Institution: UNIVERSITY OF PUERTO RICO-MAYAGUEZ (243197)

User ID: p52431972

**Part E - Additional Information - Athletic Association****1. Is this institution a member of a national athletic association?**

- No
- Yes - Check all that apply
- National Collegiate Athletic Association (NCAA)
  - National Association of Intercollegiate Athletics (NAIA)
  - National Junior College Athletic Association (NJCAA)
  - United States Collegiate Athletic Association (USCAA)
  - National Christian College Athletic Association (NCCAA)
  - Other

**2. If this institution is a member of the NCAA or NAIA, specify the conference FOR EACH SPORT using the droplist.**

<b>Sport</b>	<b>NCAA or NAIA member</b>		<b>Conference</b>
Football	<input checked="" type="radio"/> No	<input type="radio"/> Yes-Specify	No selection <input type="text"/>
Basketball	<input type="radio"/> No	<input checked="" type="radio"/> Yes-Specify	Division II Independents <input type="text"/>
Baseball	<input checked="" type="radio"/> No	<input type="radio"/> Yes-Specify	No selection <input type="text"/>
Cross country and/or track	<input type="radio"/> No	<input checked="" type="radio"/> Yes-Specify	Division II Independents <input type="text"/>

**3. Did your institution offer athletically-related aid to ANY students in academic year 2004-05?**

*If you answer **Yes** to this question, you will be provided with screens to report the total number of students that received athletically-related student aid during the 2004-05 academic year (Section V of the Graduation Rates survey).*

- No.
- Yes.

Institution: UNIVERSITY OF PUERTO RICO-MAYAGUEZ (243197)

User ID: p52431972

**Explanation Report**

Number	Source	Location	Description	Severity	Accepted
Screen: Undergrad Tuition					

1	Screen Entry	Row 6 Column 2	This value should be within 20% of prior year.	Explanation	Yes
---	--------------	-------------------	--	-------------	-----

Reason: The Board of Trustees of the University of Puerto Rico under certification number 70, dated March 29, 2005, established an increase of \$10 per credit for undergraduate programs and \$25 on graduate programs. Required fees reflect an increase of \$8 per laboratory fee,\$12 for construction fee, and a new Technology fee of \$25 dolars per semester/session.This increase is an equivalent of 33% percent for all tuition and related fees.

2	Screen Entry	Row 6 Column 4	This value should be within 20% of prior year.	Explanation	Yes
---	--------------	-------------------	--	-------------	-----

Reason: The Board of Trustees of the University of Puerto Rico under certification number 70, dated March 29, 2005, established an increase of \$10 per credit for undergraduate programs and \$25 on graduate programs. Required fees reflect an increase of \$8 per laboratory fee,\$12 for construction fee, and a new Technology fee of \$25 dolars per semester/session.This increase is an equivalent of 33% percent for all tuition and related fees.

3	Screen Entry	Row 6 Column 6	This value should be within 20% of prior year.	Explanation	Yes
---	--------------	-------------------	--	-------------	-----

Reason: The Board of Trustees of the University of Puerto Rico under certification number 70, dated March 29, 2005, established an increase of \$10 per credit for undergraduate programs and \$25 on graduate programs. Required fees reflect an increase of \$8 per laboratory fee,\$12 for construction fee, and a new Technology fee of \$25 dolars per semester/session.This increase is an equivalent of 33% percent for all tuition and related fees.

4	Screen Entry	Row 7 Column 6	This value should be within 20% of prior year.	Explanation	Yes
---	--------------	-------------------	--	-------------	-----

Reason: Required fees are now based on a Maintenance Fee of \$47.00, a new Technology Fee of \$25 per semester/session,calculated at 2 sessions for undergraduate and graduate students. The data offered for OUT of State Average Tuition corresponds to our published tuition for foreign students. In the case of US Citizens that are not residents of PR, the average tuition is the same as resident students plus an additional amount equivalent to what a Puerto Rican student would have to pay in a public university of the students state of origin.

5	Screen Entry	Row 5 Column 2	This value should be within 20% of prior year.	Explanation	Yes
---	--------------	-------------------	--	-------------	-----

Reason: The Board of Trustees of the University of Puerto Rico under certification number 70, dated March 29, 2005 established an increase of \$10 per credit on undergraduate programs,\$25 on graduated programs, \$33 for foreing undergraduate students(OUT of state)and \$72 for foreing graduate students.

6	Screen Entry	Row 5 Column 4	This value should be within 20% of prior year.	Explanation	Yes
---	--------------	-------------------	--	-------------	-----

Reason: The Board of Trustees of the University of Puerto Rico under certification number 70, dated March 29, 2005 established an increase of \$10 per credit on undergraduate programs,\$25 on graduated programs, \$33 for foreing undergraduate students(OUT of state)and \$72 for foreing graduate students.

Screen Row 5

7	Entry Column 6	This value should be within 20% of prior year.	Explanation	Yes
Reason:	The Board of Trustees of the University of Puerto Rico under certification number 70, dated March 29, 2005 established an increase of \$10 per credit on undergraduate programs,\$25 on graduated programs, \$33 for foreing undergraduate students(OUT of state)and \$72 for foreing graduate students.			
8	Screen Entry Row 7 Column 2	This value should be within 20% of prior year.	Explanation	Yes
Reason:	Required fees are now based on a Maintenance Fee of \$47.00, a new Technology Fee of \$25 per semester/session,calculated at 2 sessions for undergraduate and graduate students. The data offered for OUT of State Average Tuition corresponds to our published tuition for foreign students. In the case of US Citizens that are not residents of PR, the average tuition is the same as resident students plus an additional amount equivalent to what a Puerto Rican student would have to pay in a public university of the students state of origin.			
9	Screen Entry Row 7 Column 4	This value should be within 20% of prior year.	Explanation	Yes
Reason:	Required fees are now based on a Maintenance Fee of \$47.00, a new Technology Fee of \$25 per semester/session,calculated at 2 sessions for undergraduate and graduate students. The data offered for OUT of State Average Tuition corresponds to our published tuition for foreign students. In the case of US Citizens that are not residents of PR, the average tuition is the same as resident students plus an additional amount equivalent to what a Puerto Rican student would have to pay in a public university of the students state of origin.			
Screen:	Grad Tuition			
10	Screen Entry Row 19 Column 2	This value should be within 20% of prior year.	Explanation	Yes
Reason:	Required fees are now based on a Maintenance Fee of \$47.00, a new Technology Fee of \$25 per semester/session,calculated at 2 sessions for undergraduate and graduate students. The data offered for OUT of State Average Tuition corresponds to our published tuition for foreign students. In the case of US Citizens that are not residents of PR, the average tuition is the same as resident students plus an additional amount equivalent to what a Puerto Rican student would have to pay in a public university of the students state of origin.			
11	Screen Entry Row 19 Column 4	This value should be within 20% of prior year.	Explanation	Yes
Reason:	Required fees are now based on a Maintenance Fee of \$47.00, a new Technology Fee of \$25 per semester/session,calculated at 2 sessions for undergraduate and graduate students. The data offered for OUT of State Average Tuition corresponds to our published tuition for foreign students. In the case of US Citizens that are not residents of PR, the average tuition is the same as resident students plus an additional amount equivalent to what a Puerto Rican student would have to pay in a public university of the students state of origin.			
12	Screen Entry Row 19 Column 6	This value should be within 20% of prior year.	Explanation	Yes
Reason:	Required fees are now based on a Maintenance Fee of \$47.00, a new Technology Fee of \$25 per semester/session,calculated at 2 sessions for undergraduate and graduate students. The data offered for OUT of State Average Tuition corresponds to our published tuition for foreign students. In the case of US Citizens that are not residents of PR, the average tuition is the same as resident students plus an additional amount equivalent to what a Puerto Rican student would have to pay in a public university of the students state of origin.			
13	Screen Entry Row 18 Column 6	This value should be within 20% of prior year.	Explanation	Yes

Reason: The Board of Trustees of the University of Puerto Rico under the certification number 70 of March 29, 2005 established an increase of \$10 dolars per credit on undergrated programs and \$25 dolars on graduted programs. In the case of required fees reflects an increment of \$8 dolars on a laboratory fee and \$12 dolars on construction fee and a new Technology fee of \$25 dolars per semester/session.This increase is an equivalent of 33% percent for all tuition fees and related fees.

14 Screen Entry Row 5 Column 2 This value should be within 20% of prior year. Explanation Yes

Reason: The Board of Trustees of the University of Puerto Rico under certification number 70, dated March 29, 2005 established an increase of \$10 per credit on undergraduate programs,\$25 on graduated programs, \$33 for foreing undergraduate students(OUT of state)and \$72 for foreing graduate students.

15 Screen Entry Row 5 Column 4 This value should be within 20% of prior year. Explanation Yes

Reason: The Board of Trustees of the University of Puerto Rico under certification number 70, dated March 29, 2005 established an increase of \$10 per credit on undergraduate programs,\$25 on graduated programs, \$33 for foreing undergraduate students(OUT of state)and \$72 for foreing graduate students.

16 Screen Entry Row 5 Column 6 This value should be within 20% of prior year. Explanation Yes

Reason: The Board of Trustees of the University of Puerto Rico under certification number 70, dated March 29, 2005 established an increase of \$10 per credit on undergraduate programs,\$25 on graduated programs, \$33 for foreing undergraduate students(OUT of state)and \$72 for foreing graduate students.

Screen: Price of Attendance

17 Screen Entry Row 8 Column 5 This value should be within 20% of prior year. Explanation Yes

Reason: The Board of Trustees of the University of Puerto Rico under the certification number 70 of March 29, 2005 established an increase of \$10 dolars per credit on undergrated programs and \$25 dolars on graduted programs. In the case of required fees reflects an increase of \$8 dolars on a laboratory fee and \$12 dolars on construction fee and a new Technology fee of \$25 dolars per semester/session.This increase is an equivalent of 33% percent for all tuition fees and related fees.

18 Screen Entry Row 9 Column 5 This value should be within 20% of prior year. Explanation Yes

Reason: The Board of Trustees of the University of Puerto Rico under the certification number 70 of March 29, 2005 established an increase of \$10 dolars per credit on undergrated programs and \$25 dolars on graduted programs. In the case of required fees reflects an increase of \$8 dolars on a laboratory fee and \$12 dolars on construction fee and a new Technology fee of \$25 dolars per semester/session.This increase is an equivalent of 33% percent for all tuition fees and related fees.

19 Screen Entry Row 10 Column 5 This value should be within 20% of prior year. Explanation Yes

Reason: The Board of Trustees of the University of Puerto Rico under the certification number 70 of March 29, 2005 established an increase of \$10 dolars per credit on undergrated programs and \$25 dolars on graduted programs. In the case of required fees reflects an increase of \$8 dolars on a laboratory fee and \$12 dolars on construction fee and a new Technology fee of \$25 dolars per semester/session.This increase is an equivalent of 33% percent for all tuition fees and related fees.

[Print Form\(s\)](#)

[Go back](#)

**Part C - Institutional Characteristics  
Admission Requirements and Services - Selection Process  
Fall 2004**

	Género		
	Total	Femenino	Masculino
Total	4103	2075	2028
Admitidos	2554	1284	1270
No Admitidos	1549	791	758

**2004 UPRM Freshmen  
Full Time & Part Time Enrollment**

	Total	Masculino	Femenino
Total	2303	1139	1164
Regular	2158	1081	1077
Irregular	145	58	87

**Number Submitting Test Scores**

		Apt. Verb. CEEB	Apt. Mate. CEEB
N	Valid	2303	2303
	Missing	0	0
Mean		582.17	627.94

**2005 Freshmen  
CEEB Verbal and Math Percentiles**

	Percentile 25	Percentile 75
Apt. Verb. CEEB	489	615
Apt. Mate. CEEB	509	669

U-107

2005-06

Universidad de Puerto Rico  
Recinto Universitario de Mayagüez  
Decanato de Estudiantes  
Departamento de Asistencia Económica

Presupuesto de Gastos para el Año Académico 2005-2006  
Estudiantes Sub-Graduados Carga Académica a Tiempo Completo

	Sin Seguro Médico	Cubierta Básica	Cubierta Básica con Major Medical	Cubierta Básica con Dental	Cubierta Básica con Dental y Major Medical	Cubierta Básica con Farmacia	Cubierta Básica con Farmacia y Major Medical	Cubierta Básica con Farmacia Y Dental	Cubierta Básica con Farmacia, Dental y Major Medical
<b>Matrícula y otros Depósitos</b> <i>isla</i>	\$1,707	\$1,707	\$1,707	\$1,707	\$1,707	\$1,707	\$1,707	\$1,707	\$1,707
Alquiler de Equipos									
Compra de Equipos y/o PC									
Seguro Médico <i>g</i>	0	595	638	662	705	1,303	1,346	1,370	1,413
Libros y Materiales de Estudio <i>g</i>	1,320	1,320	1,320	1,320	1,320	1,320	1,320	1,320	1,320
Transportación <i>g</i>	585	585	585	585	585	585	585	585	585
Cuido de Dependientes <i>g</i>									
Comidas <i>g</i>	4,620	4,620	4,620	4,620	4,620	4,620	4,620	4,620	4,620
Hospedaje	2,000	2,000	2,000	2,000	2,000	2,000	2,000	2,000	2,000
Gastos Misceláneos <i>g</i>	1,000	1,000	1,000	1,000	1,000	1,000	1,000	1,000	1,000
3% Cuota Trámite FFELP <i>g</i>									
<b>*Total Costo Area Isla</b>	<b>\$11,232</b>	<b>\$11,827</b>	<b>\$11,870</b>	<b>\$11,894</b>	<b>\$11,937</b>	<b>\$12,535</b>	<b>\$12,576</b>	<b>\$12,602</b>	<b>\$12,645</b>
<b>Matrícula y otros Depósitos</b> <i>limite</i>	\$1,707	\$1,707	\$1,707	\$1,707	\$1,707	\$1,707	\$1,707	\$1,707	\$1,707
Alquiler de Equipos									
Compra de Equipos y/o PC									
Seguro Médico <i>g</i>	0	595	638	662	705	1,303	1,346	1,370	1,413
Libros y Materiales de Estudio <i>g</i>	1,320	1,320	1,320	1,320	1,320	1,320	1,320	1,320	1,320
Transportación <i>g</i>	1,170	1,170	1,170	1,170	1,170	1,170	1,170	1,170	1,170
Cuido de Dependientes <i>g</i>									
Comidas <i>g</i>	3,760	3,760	3,760	3,760	3,760	3,760	3,760	3,760	3,760
Hospedaje	0	0	0	0	0	0	0	0	0
Gastos Misceláneos <i>g</i>	1,000	1,000	1,000	1,000	1,000	1,000	1,000	1,000	1,000
3% Cuota Trámite FFELP <i>g</i>									
<b>**Total Costo Area Limite</b>	<b>\$8,577</b>	<b>\$9,572</b>	<b>\$9,615</b>	<b>\$9,639</b>	<b>\$9,682</b>	<b>\$10,280</b>	<b>\$10,321</b>	<b>\$10,347</b>	<b>\$10,390</b>
<b>Matrícula y otros Depósitos</b> <i>urbano</i>	\$1,707	\$1,707	\$1,707	\$1,707	\$1,707	\$1,707	\$1,707	\$1,707	\$1,707
Alquiler de Equipos									
Compra de Equipos y/o PC									
Seguro Médico <i>g</i>	0	585	638	662	705	1,303	1,346	1,370	1,413
Libros y Materiales de Estudio <i>g</i>	1,320	1,320	1,320	1,320	1,320	1,320	1,320	1,320	1,320
Transportación <i>g</i>	878	878	878	878	878	878	878	878	878
Cuido de Dependientes <i>g</i>									
Comidas <i>g</i>	2,340	2,340	2,340	2,340	2,340	2,340	2,340	2,340	2,340
Hospedaje	0	0	0	0	0	0	0	0	0
Gastos Misceláneos <i>g</i>	1,000	1,000	1,000	1,000	1,000	1,000	1,000	1,000	1,000
3% Cuota Trámite FFELP <i>g</i>									
<b>***Total Costo Area Urbana</b>	<b>\$7,245</b>	<b>\$7,546</b>	<b>\$7,683</b>	<b>7,707</b>	<b>\$7,850</b>	<b>\$8,548</b>	<b>\$8,591</b>	<b>\$8,616</b>	<b>8,665</b>

\* Area Isla: Todos los demás puertos dentro y fuera de Puerto Rico  
\*\* Area Limite: Adasco, Rincon, Hornos, Cabo Rojo y San Germán  
\*\*\* Area Urbana: Mayagüez



Universidad de Puerto Rico  
 Recinto Universitario de Mayagüez  
 Decanato de Estudiantes  
 Departamento de Asistencia Económica

Presupuesto de Gastos para el Año Académico 2005-2006  
 Estudiantes Sub-Graduados Carga Académica 1/2 Tiempo

	Sin Seguro Médico	Cubierta Básica	Cubierta Básica con Mayor Medical	Cubierta Básica con Dental	Cubierta Básica con Dental y Mayor Medical	Cubierta Básica con Farmacia	Cubierta Básica con Farmacia y Mayor Medical	Cubierta Básica con Farmacia Y Dental	Cubierta Básica con Farmacia, Dental y Mayor Medical
Matrícula y otros Depósitos	\$655	\$655	\$655	\$655	\$655	\$655	\$605	\$605	\$605
Aquilar de Equipos									
Compra de Equipos y/o PC									
Seguro Médico	0	595	638	662	705	1,303	1,346	1,370	1,413
Libros y Materiales de Estudio	660	660	660	660	660	660	660	660	660
Transportación	585	585	585	585	585	585	585	585	585
Cuido de Dependientes									
Comidas	4,620	4,620	4,620	4,620	4,620	4,620	4,620	4,620	4,620
Hospedaje	2,000	2,000	2,000	2,000	2,000	2,000	2,000	2,000	2,000
Gastos Misceláneos	1,000	1,000	1,000	1,000	1,000	1,000	1,000	1,000	1,000
3% Cuota Trámite FPELP									
<b>*Total Costo Area Isla</b>	<b>\$9,720</b>	<b>\$10,315</b>	<b>\$10,356</b>	<b>\$10,382</b>	<b>\$10,425</b>	<b>\$11,023</b>	<b>\$11,656</b>	<b>\$11,690</b>	<b>\$11,733</b>
Matrícula y otros Depósitos	\$655	\$655	\$655	\$655	\$655	\$655	\$605	\$605	\$605
Aquilar de Equipos									
Compra de Equipos y/o PC									
Seguro Médico	0	595	638	662	705	1,303	1,346	1,370	1,413
Libros y Materiales de Estudio	660	660	660	660	660	660	660	660	660
Transportación	1,170	1,170	1,170	1,170	1,170	1,170	1,170	1,170	1,170
Cuido de Dependientes									
Comidas	3,780	3,780	3,780	3,780	3,780	3,780	3,780	3,780	3,780
Hospedaje	0	0	0	0	0	0	0	0	0
Gastos Misceláneos	1,000	1,000	1,000	1,000	1,000	1,000	1,000	1,000	1,000
3% Cuota Trámite FPELP									
<b>**Total Costo Area Limitrofe</b>	<b>\$7,465</b>	<b>\$8,060</b>	<b>\$8,103</b>	<b>\$8,127</b>	<b>\$8,170</b>	<b>\$8,768</b>	<b>\$8,811</b>	<b>\$8,835</b>	<b>\$8,878</b>
Matrícula y otros Depósitos	\$655	\$655	\$655	\$655	\$655	\$655	\$655	\$655	\$655
Aquilar de Equipos									
Compra de Equipos y/o PC									
Seguro Médico	0	595	638	662	705	1,303	1,346	1,370	1,413
Libros y Materiales de Estudio	660	660	660	660	660	660	660	660	660
Transportación	678	678	678	678	678	678	678	678	678
Cuido de Dependientes									
Comidas	2,340	2,340	2,340	2,340	2,340	2,340	2,340	2,340	2,340
Hospedaje	0	0	0	0	0	0	0	0	0
Gastos Misceláneos	1,000	1,000	1,000	1,000	1,000	1,000	1,000	1,000	1,000
3% Cuota Trámite FPELP									
<b>***Total Costo Area Urbana</b>	<b>\$5,733</b>	<b>\$6,328</b>	<b>\$6,371</b>	<b>\$6,395</b>	<b>\$6,438</b>	<b>\$7,036</b>	<b>\$7,079</b>	<b>\$7,103</b>	<b>\$7,146</b>

\* Area Isla: Todos los demás puertos dentro y fuera de Puerto Rico  
 \*\* Area Limitrofe: Añasco, Rinón, Hormigueros, Cabo Rojo y San Germán  
 \*\*\* Area Urbana: Mayagüez

Universidad de Puerto Rico  
 Recinto Universitario de Mayagüez  
 Decanato de Estudiantes  
 Departamento de Asistencia Económica

Presupuesto de Gastos de para el Año Académico 2005-2006  
 Costos de Estudio Estudiantes Subgraduados y Graduados con Carga Académica de menos de 1/2 Tiempo

	Sin Seguro Médico	Cubierta Básica	Cubierta Básica con Major Medical	Cubierta Básica con Dental	Cubierta Básica con Dental y Major Medical	Cubierta Básica con Farmacia	Cubierta Básica con Farmacia y Major Medical	Cubierta Básica con Farmacia Y Dental	Cubierta Básica con Farmacia, Dental y Major Medical
<b>Sub-Graduados</b>									
Matrícula y otros Depósitos <u>u</u>	\$615	\$615	\$615	\$615	\$615	\$615	\$615	\$615	\$615
Seguro Médico <u>z</u>	0	595	638	662	705	1,303	1,346	1,370	1,413
Libros y Materiales de Estudio <u>v</u>	330	330	330	330	330	330	330	330	330
Transportación <u>u</u>	585	585	585	585	585	585	585	585	585
Cuido de Dependientes <u>z</u>									
<b>*Total Costo</b>	<b>\$1,530</b>	<b>\$2,125</b>	<b>\$2,168</b>	<b>\$2,192</b>	<b>\$2,235</b>	<b>\$2,833</b>	<b>\$2,876</b>	<b>\$2,900</b>	<b>\$2,943</b>
<b>Graduados</b>									
Matrícula y otros Depósitos <u>u</u>	\$1,215	\$1,215	\$1,215	\$1,215	\$1,215	\$1,215	\$1,215	\$1,215	\$1,215
Seguro Médico <u>z</u>	0	595	638	662	705	1,303	1,346	1,370	1,413
Libros y Materiales de Estudio <u>v</u>	550	550	550	550	550	550	550	550	550
Transportación <u>u</u>	585	585	585	585	585	585	585	585	585
Cuido de Dependientes <u>z</u>									
<b>*Total Costo</b>	<b>\$2,350</b>	<b>\$2,945</b>	<b>2,988</b>	<b>\$3,012</b>	<b>\$3,055</b>	<b>\$3,653</b>	<b>\$3,696</b>	<b>\$3,720</b>	<b>\$3,763</b>

08/04 '05 15:37 NO.930

7872651920

ASISTENCIA ECONOMICA

Universidad de Puerto Rico  
 Recinto Universitario de Mayagüez  
 Decanato de Estudiantes  
 Departamento de Asistencia Económica

Presupuesto de Gastos para el Año Académico 2005 - 2006  
 Estudiantes Graduados con Carga Académica de Tiempo Completo

	Sin Seguro Médico	Cubierta Básica	Cubierta Básica con Mayor Médica	Cubierta Básica con Dental	Cubierta Básica con Dental y Mayor Médica	Cubierta Básica con Farmacia	Cubierta Básica con Farmacia y Mayor Médica	Cubierta Básica con Farmacia Y Dental	Cubierta Básica con Farmacia, Dental y Mayor Médica
Matrícula y otros Depósitos y Alquiler de Equipos	\$2,147	\$2,147	\$2,147	\$2,147	\$2,147	\$2,147	\$2,147	\$2,147	\$2,147
Compra de Equipos y/o PC									
Seguro Médico y	0	595	636	662	705	1,303	1,345	1,370	1,413
Libros y Materiales de Estudio y	2,200	2,200	2,200	2,200	2,200	2,200	2,200	2,200	2,200
Transportación y	585	585	585	585	585	585	585	585	585
Cuido de Dependientes y									
Comidas y	4,620	4,620	4,620	4,620	4,620	4,620	4,620	4,620	4,620
Hospedaje	3,250	3,250	3,250	3,250	3,250	3,250	3,250	3,250	3,250
Gastos Misceláneos y	1,000	1,000	1,000	1,000	1,000	1,000	1,000	1,000	1,000
3% Cuota Trámite FFELP y									
<b>* Total Costo Area Isla</b>	<b>\$14,662</b>	<b>\$14,387</b>	<b>\$14,449</b>	<b>\$14,464</b>	<b>\$14,507</b>	<b>\$15,105</b>	<b>\$15,145</b>	<b>\$15,172</b>	<b>\$15,215</b>
Matrícula y otros Depósitos y Alquiler de Equipos	\$2,147	\$2,147	\$2,147	\$2,147	\$2,147	\$2,147	\$2,147	\$2,147	\$2,147
Compra de Equipos y/o PC									
Seguro Médico y	0	595	636	662	705	1,303	1,346	1,370	1,413
Libros y Materiales de Estudio y	2,200	2,200	2,200	2,200	2,200	2,200	2,200	2,200	2,200
Transportación y	1,170	1,170	1,170	1,170	1,170	1,170	1,170	1,170	1,170
Cuido de Dependientes y									
Comidas y	3,780	3,780	3,780	3,780	3,780	3,780	3,780	3,780	3,780
Hospedaje	0	0	0	0	0	0	0	0	0
Gastos Misceláneos y	1,000	1,000	1,000	1,000	1,000	1,000	1,000	1,000	1,000
3% Cuota Trámite FFELP y									
<b>** Total Costo Area Limitrofe</b>	<b>\$10,257</b>	<b>\$10,892</b>	<b>\$10,935</b>	<b>\$10,589</b>	<b>\$11,002</b>	<b>\$11,600</b>	<b>\$11,643</b>	<b>\$11,567</b>	<b>\$11,719</b>
Matrícula y otros Depósitos y Alquiler de Equipos	\$2,147	\$2,147	\$2,147	\$2,147	\$2,147	\$2,147	\$2,147	\$2,147	\$2,147
Compra de Equipos y/o PC									
Seguro Médico y	0	595	636	662	705	1,303	1,345	1,370	1,413
Libros y Materiales de Estudio y	2,200	2,200	2,200	2,200	2,200	2,200	2,200	2,200	2,200
Transportación y	876	876	876	876	876	876	876	876	876
Cuido de Dependientes y									
Comidas y	2,340	2,340	2,340	2,340	2,340	2,340	2,340	2,340	2,340
Hospedaje	0	0	0	0	0	0	0	0	0
Gastos Misceláneos y	1,000	1,000	1,000	1,000	1,000	1,000	1,000	1,000	1,000
3% Cuota Trámite FFELP y									
<b>** Total Costo Area Urbana</b>	<b>\$8,565</b>	<b>\$9,160</b>	<b>\$9,203</b>	<b>\$9,227</b>	<b>\$9,270</b>	<b>\$9,868</b>	<b>\$9,911</b>	<b>\$9,935</b>	<b>\$9,978</b>

\* Area Isla: Todos los demás pueblos dentro y fuera de Puerto Rico  
 \*\* Area Limitrofe: Añasco, Rincón, Hormigueros, Cabo Rojo y San Germán  
 \*\*\* Area Urbana: Mayagüez

Universidad de Puerto Rico  
 Recinto Universitario de Mayagüez  
 Decanato de Estudiantes  
 Departamento de Asistencia Económica

Presupuesto de Gastos de para el Año Académico 2005-2006  
 Costos de Estudios Estudiantes Graduados con Carga Académica de Medio Tiempo

	Sin Seguro Médico	Cubierta Básica	Cubierta Básica con Mayor Medical	Cubierta Básica con Dental	Cubierta Básica con Dental y Mayor Medical	Cubierta Básica con Farmacia	Cubierta Básica con Farmacia y Mayor Medical	Cubierta Básica con Farmacia y Dental	Cubierta Básica con Farmacia, Dental y Mayor Medical
Matrícula y otros Depósitos	\$1,415	\$1,415	\$1,415	\$1,415	\$1,415	\$1,415	\$1,415	\$1,415	\$1,415
Alquiler de Equipos									
Compra de Equipos y/o PC									
Seguro Médico	0	585	638	652	705	1,303	1,345	1,370	1,413
Libros y Materiales de Estudio	1,100	1,100	1,100	1,100	1,100	1,100	1,100	1,100	1,100
Transportación	585	585	585	585	585	585	585	585	585
Cuidado de Dependientes									
Comidas	4,620	4,620	4,620	4,620	4,620	4,620	4,620	4,620	4,620
Hospedaje	3,250	3,250	3,250	3,250	3,250	3,250	3,250	3,250	3,250
Gastos Misceláneos	1,000	1,000	1,000	1,000	1,000	1,000	1,000	1,000	1,000
3% Cuota Trámite FFELP									
<b>*Total Costo Area Isla</b>	<b>\$11,970</b>	<b>\$12,565</b>	<b>\$12,608</b>	<b>\$12,652</b>	<b>\$12,675</b>	<b>\$13,273</b>	<b>\$13,316</b>	<b>\$13,349</b>	<b>\$13,383</b>
Matrícula y otros Depósitos	\$1,415	\$1,415	\$1,415	\$1,415	\$1,415	\$1,415	\$1,415	\$1,415	\$1,415
Alquiler de Equipos									
Compra de Equipos y/o PC									
Seguro Médico	0	585	638	652	705	1,303	1,345	1,370	1,413
Libros y Materiales de Estudio	1,100	1,100	1,100	1,100	1,100	1,100	1,100	1,100	1,100
Transportación	1,170	1,170	1,170	1,170	1,170	1,170	1,170	1,170	1,170
Cuidado de Dependientes									
Comidas	3,780	3,780	3,780	3,780	3,780	3,780	3,780	3,780	3,780
Hospedaje	0	0	0	0	0	0	0	0	0
Gastos Misceláneos	1,000	1,000	1,000	1,000	1,000	1,000	1,000	1,000	1,000
3% Cuota Trámite FFELP									
<b>**Total Costo Area Limitrofa</b>	<b>\$8,465</b>	<b>\$8,950</b>	<b>\$9,103</b>	<b>\$9,127</b>	<b>\$9,170</b>	<b>\$9,768</b>	<b>\$9,811</b>	<b>\$9,836</b>	<b>\$9,878</b>
Matrícula y otros Depósitos	\$1,415	\$1,415	\$1,415	\$1,415	\$1,415	\$1,415	\$1,415	\$1,415	\$1,415
Alquiler de Equipos									
Compra de Equipos y/o PC									
Seguro Médico	0	585	638	662	705	1,303	1,346	1,370	1,413
Libros y Materiales de Estudio	1,100	1,100	1,100	1,100	1,100	1,100	1,100	1,100	1,100
Transportación	878	878	878	878	878	878	878	878	878
Cuidado de Dependientes									
Comidas	2,340	2,340	2,340	2,340	2,340	2,340	2,340	2,340	2,340
Hospedaje	0	0	0	0	0	0	0	0	0
Gastos Misceláneos	1,000	1,000	1,000	1,000	1,000	1,000	1,000	1,000	1,000
3% Cuota Trámite FFELP									
<b>***Total Costo Area Urbana</b>	<b>\$6,733</b>	<b>\$7,328</b>	<b>\$7,371</b>	<b>7,395</b>	<b>\$7,438</b>	<b>\$8,035</b>	<b>\$8,079</b>	<b>\$8,103</b>	<b>\$8,145</b>

\* Area Isla: Todos los demás puntos dentro y fuera de Puerto Rico  
 \*\* Area Limitrofa: Adasco, Rincon, Humagueros, Cabo Rojo y San Ger  
 \*\*\* Area Urbana: Mayagüez

Universidad de Puerto Rico  
Recinto Universitario de Mayagüez  
Decanato de Estudiantes  
Departamento de Asistencia Económica

Presupuesto de Gastos para el Año Académico 2005-2006  
Estudiantes Sub-Graduados Carga Académica 3/4 Tiempo

	Sin Seguro Médico	Cubierta Básica	Cubierta Básica con Major Medical	Cubierta Básica con Dental	Cubierta Básica con Dental y Major Medical	Cubierta Básica con Farmacia	Cubierta Básica con Farmacia y Major Medical	Cubierta Básica con Farmacia Y Dental	Cubierta Básica con Farmacia, Dental y Major Medical
Matrícula y otros Depósitos u	\$1,095	\$1,095	\$1,095	\$1,095	\$1,095	\$1,095	\$1,095	\$1,095	\$1,095
Alquiler de Equipos									
Compra de Equipos y/o PC									
Seguro Médico g	0	595	636	662	705	1,303	1,346	1,370	1,413
Libros y Materiales de Estudio g	990	990	990	990	990	990	990	990	990
Transportación u	585	585	585	585	585	585	585	585	585
Cuidio de Dependientes g									
Comidas g	4,620	4,620	4,620	4,620	4,620	4,620	4,620	4,620	4,620
Hospedaje	2,000	2,000	2,000	2,000	2,000	2,000	2,000	2,000	2,000
Gastos Misceláneos g	1,000	1,000	1,000	1,000	1,000	1,000	1,000	1,000	1,000
3% Cuota Trámite FFELP g									
<b>*Total Costo Area Isla</b>	<b>\$10,260</b>	<b>\$10,285</b>	<b>\$10,326</b>	<b>\$10,352</b>	<b>\$10,595</b>	<b>\$11,693</b>	<b>\$11,636</b>	<b>\$11,660</b>	<b>\$11,703</b>
Matrícula y otros Depósitos u	\$1,095	\$1,095	\$1,095	\$1,095	\$1,095	\$1,095	\$1,095	\$1,095	\$1,095
Alquiler de Equipos									
Compra de Equipos y/o PC									
Seguro Médico g	0	585	636	662	705	1,303	1,345	1,370	1,413
Libros y Materiales de Estudio g	990	990	990	990	990	990	990	990	990
Transportación u	1,170	1,170	1,170	1,170	1,170	1,170	1,170	1,170	1,170
Cuidio de Dependientes g									
Comidas g	3,780	3,780	3,780	3,780	3,780	3,780	3,780	3,780	3,780
Hospedaje	0	0	0	0	0	0	0	0	0
Gastos Misceláneos g	1,000	1,000	1,000	1,000	1,000	1,000	1,000	1,000	1,000
3% Cuota Trámite FFELP g									
<b>**Total Costo Area Limítrofe</b>	<b>\$8,025</b>	<b>\$8,674</b>	<b>\$8,673</b>	<b>\$8,697</b>	<b>\$8,740</b>	<b>\$9,328</b>	<b>\$9,361</b>	<b>\$9,405</b>	<b>\$9,448</b>
Matrícula y otros Depósitos u	\$1,095	\$1,095	\$1,095	\$1,095	\$1,095	1,095	\$1,095	\$1,095	\$1,095
Alquiler de Equipos									
Compra de Equipos y/o PC									
Seguro Médico g	0	595	636	662	705	1,303	1,346	1,370	1,413
Libros y Materiales de Estudio g	990	990	990	990	990	990	990	990	990
Transportación u	678	678	678	678	678	678	678	678	678
Cuidio de Dependientes g									
Comidas g	2,340	2,340	2,340	2,340	2,340	2,340	2,340	2,340	2,340
Hospedaje	0	0	0	0	0	0	0	0	0
Gastos Misceláneos g	1,000	1,000	1,000	1,000	1,000	1,000	1,000	1,000	1,000
3% Cuota Trámite FFELP g									
<b>***Total Costo Area Urbana</b>	<b>\$6,103</b>	<b>\$6,698</b>		<b>\$6,965</b>	<b>\$7,003</b>	<b>\$7,606</b>	<b>\$7,649</b>	<b>\$7,673</b>	<b>7,716</b>

\* Area Isla: Todos los demás pueblos dentro y fuera de Puerto Rico  
 \*\* Area Limítrofe: Añasco, Rincon, Hornigueros, Cabo Rojo y San Germán  
 \*\*\* Area Urbana: Mayagüez

UPR - RUM  
DEPARTAMENTO DE FINANZAS  
OFICINA DE RECAUDACIONES

**COSTOS POR CREDITOS PARA LOS ESTUDIANTES EXTRANJEROS NO RESIDENTES**

PROGRAMA GRADUADO

AÑO	\$	4,655.00
SEMESTRE	\$	2,237.50

CREDITOS	CANTIDAD
	\$ 290.94
2	\$ 581.88
3	\$ 872.81
4	\$ 1,163.75
5	\$ 1,454.69
6	\$ 1,745.63
7	\$ 2,036.56
8 o más	\$ 2,327.50

PROGRAMA SUBGRADUADO

AÑO	\$	3,192.00
SEMESTRE	\$	1,596.00

CREDITOS	CANTIDAD
1	\$ 133.00
2	\$ 266.00
3	\$ 399.00
4	\$ 532.00
5	\$ 665.00
6	\$ 798.00
7	\$ 931.00
8	\$ 1,064.00
9	\$ 1,197.00
10	\$ 1,330.00
11	\$ 1,463.00
12	\$ 1,596.00



Recinto Universitario de Mayagüez  
Departamento de Finanzas  
Oficina de Recaudaciones

## Cuota especial para ciudadanos americanos no-residentes en PR (por semestre)

(Los estudiantes de Medicina y Odontología no están incluidos. Estos estudiantes pagarán la cuota especial + cantidad por créditos + cuotas especiales (seguro médico, mantenimiento, laboratorios, etc.)

Estado	Cantidad
	\$ 300.00
ALABAMA	390.00
ALASKA	1,270.00
ARIZONA	275.00
ARKANSAS	1,575.00
CALIFORNIA	1,010.00
COLORADO	1,540.00
CONNECTICUT	870.00
DELAWARE	625.00
DISTRICT OF COLUMBIA	595.00
FLORIDA	855.00
GEORGIA	337.00
HAWAI	850.00
IDAHO	774.00
ILLINOIS	720.00
INDIANA	770.00
IOWA	397.00
KANSAS	577.00
KENTUCKY	375.00
LOUISIANA	1,155.00
MAINE	518.00
MARYLAND	1,075.00
MASSACHUSSETS	727.00
MICHIGAN	350.00
MINNESOTA	200.00
MISSOURI	720.00
MONTANA	825.00
NEBRASKA	1,000.00
NEVADA	1,425.00
NEW HAMPSHIRE	555.00
NEW JERSEY	840.00
NEW MÉXICO	350.00
NEW YORK	745.00
NORTH CAROLINA	384.00
NORTH DAKOTA	450.00
OHIO	345.00
OKLAHOMA	1,290.00
OREGON	931.00
PENNSYLVANIA	1,477.00
RHODE ISLAND	495.00
SOUTH CAROLINA	401.00
SOUTH DAKOTA	880.00
TENNESSEE	525.00
TEXAS	757.00
UTAH	1,775.00
VERMONT	402.00
VIRGINIA	1,040.00
WASHINGTON	780.00
WEST VIRGINIA	1,125.00
WISCONSIN	730.00
WYOMING	

Revisado : Octubre 15, 1987

*Nota: Los ciudadanos americanos serán considerados residentes luego de un año de residencia en Puerto Rico  
Los estudiantes de Canada serán considerados como extranjeros.*



Recinto Universitario de Mayagüez  
Departamento de Finanzas  
Oficina de Recaudaciones



## Costos de Matrícula - Información General Año Académico 2005-2006

Costos de Matrícula	
A. Nivel Subgraduado (Bachillerato y Asociado) (por crédito)	\$ 40.00
B. Nivel Graduado (por crédito)	\$ 100.00
C. Estudiante Extranjero No-Residente	
1. Subgraduado (por año)	\$3,192.00
2. Graduado (por año)	\$4,655.00
D. Ciudadanos americanos no residentes pagarán como estudiantes residentes, más una cuota adicional de acuerdo al estado de procedencia. Nota: Aquellos ciudadanos americanos que al momento de solicitar ingreso a la Universidad de PR provienen de escuela superior del extranjero, se considerarán extranjeros para los costos de estudio durante el primer año.	
E. Tesis (sin créditos adicionales)	\$ 50.00
F. Cursos Oyentes	
1. subgraduado o técnico (por curso)	\$ 33.00
2. graduado (por curso)	\$ 67.00
Cuotas Especiales (se sumarán al costo de matrícula)	
A. Laboratorios (por cada uno)	\$ 33.00
B. Cuota de Mantenimiento	\$ 47.00
C. Cuota de Tecnología	\$ 25.00
D. Cuota de Mantenimiento (cursos oyentes)	\$ 13.00
E. Recargos (matrícula tardía)	\$ 13.00
F. Seguro Médico - <u>Cruz Azul de Puerto Rico</u>	
Alternativa A: <b>Cubierta Básica</b>	
1 <sup>er</sup> semestre	\$ 248.00
2 <sup>do</sup> semestre	\$ 347.00
Verano	\$ 99.00
Alternativa B: <b>Cubierta Básica con Farmacia</b>	
1 <sup>er</sup> semestre	\$ 543.00
2 <sup>do</sup> semestre	\$ 760.00
Verano	\$ 217.00
Alternativa C: <b>Cubierta Básica con Farmacia y Dental</b>	
1 <sup>er</sup> semestre	\$ 571.00
2 <sup>do</sup> semestre	\$ 799.00
Verano	\$ 228.00
Alternativa D: <b>Cubierta Básica con Farmacia, Dental y Major Medical</b>	
1 <sup>er</sup> semestre	\$ 589.00
2 <sup>do</sup> semestre	\$ 824.00
Verano	\$ 235.00
Alternativa E: <b>Cubierta Básica con Dental</b>	
1 <sup>er</sup> semestre	\$ 276.00
2 <sup>do</sup> semestre	\$ 386.00
Verano	\$ 110.00
Alternativa F: <b>Cubierta Básica con Major Medical</b>	
1 <sup>er</sup> semestre	\$ 266.00
2 <sup>do</sup> semestre	\$ 372.00
Verano	\$ 106.00
Alternativa G: <b>Cubierta Básica con Dental y Major Medical</b>	
1 <sup>er</sup> semestre	\$ 294.00
2 <sup>do</sup> semestre	\$ 411.00
Verano	\$ 117.00
Alternativa H: <b>Cubierta Básica con Farmacia y Major Medical</b>	
1 <sup>er</sup> semestre	\$ 581.00
2 <sup>do</sup> semestre	\$ 785.00
Verano	\$ 224.00

Nota: Para eximirlo del pago de seguro medico deberá presentar evidencia confiable de estar incluido en un plan privado al momento de su matrícula; de lo contrario deberá acogerse a una de las alternativas antes mencionadas. Estos costos pueden variar cada año.

### NOTAS IMPORTANTES:

- En el pago de los estipendios de matrícula se aceptarán giros, efectivo, cheques personales endosados a la Universidad de Puerto Rico y tarjetas ATH, American Express, Visa y Master Card. Además, el pago de la matrícula puede hacerlo en cualquier sucursal del Banco Popular de Puerto Rico. (en las fechas señaladas)
- Las diferentes exenciones de matrícula son exclusivamente por los créditos. Los estudiantes y empleados deberán pagar las cuotas especiales, incluyendo recargos en caso de matrícula tardía. (empleados, cónyuges y dependientes se le eximirá del pago de laboratorio)
- El estudiante debe traer el dinero completo para pagar su matrícula, en caso de no haber recibido notificación de la Oficina de Asistencia Económica de que la misma será cargada a Beca Pell (Básica).

Revisado el 19 de julio de 2005



## Costos de Matrícula (Estudiantes No Extranjeros)

### Año 2004-2005

Estudiantes Subgraduados:				Costo	Total
17 créditos	x	2 Semestres	x	\$ 30.00 por crédito	\$ 1,020.00
3 laboratorios	x	2 Semestres	x	\$ 25.00 por laboratorio	\$ 150.00
<b>Matrícula Promedio</b>					<b>\$ 1,170.00</b>
1 cuota const.	x	2 Semestres	x	\$ 35.00 por cuota const.	\$ 70.00
1 ID	x	1 Semestres	x	\$ 5.00 por tarjeta	\$ 5.00
<b>Cuotas Requeridas</b>					<b>\$ 75.00</b>
Matrícula & Cuotas					\$ 1,245.00
Estudiantes Graduados:				Costo	Total
12 créditos	x	2 Semestres	x	\$ 75.00 por crédito	\$ 1,800.00
3 laboratorios	x	2 Semestres	x	\$ 25.00 por laboratorio	\$ 150.00
<b>Matrícula Promedio</b>					<b>\$ 1,950.00</b>
1 cuota const.	x	2 Semestres	x	\$ 35.00 por cuota const.	\$ 70.00
1 ID	x	1 Semestres	x	\$ 5.00 por tarjeta	\$ 5.00
<b>Cuotas Requeridas</b>					<b>\$ 75.00</b>
Matrícula & Cuotas					\$ 2,025.00

### Año 2005-2006

Estudiantes Subgraduados:				Costo	Total
17 créditos	x	2 Semestres	x	\$ 40.00 por crédito	\$ 1,360.00
3 laboratorios	x	2 Semestres	x	\$ 33.00 por laboratorio	\$ 198.00
<b>Matrícula Promedio</b>					<b>\$ 1,558.00</b>
1 cuota const.	x	2 Semestres	x	\$ 47.00 por cuota const.	\$ 94.00
1 cuota tecnología	x	2 Semestres	x	\$ 25.00 cuota tecnología	\$ 50.00
1 ID	x	1 Semestres	x	\$ 5.00 por tarjeta	\$ 5.00
<b>Cuotas Requeridas</b>					<b>\$ 149.00</b>
Matrícula & Cuotas					\$ 1,707.00
Estudiantes Graduados:				Costo	Total
9 créditos	x	2 Semestres	x	\$ 100.00 por crédito	\$ 1,800.00
3 laboratorios	x	2 Semestres	x	\$ 33.00 por laboratorio	\$ 198.00
<b>Matrícula Promedio</b>					<b>\$ 1,998.00</b>
1 cuota const.	x	2 Semestres	x	\$ 47.00 por cuota const.	\$ 94.00
1 cuota tecnología	x	2 Semestres	x	\$ 25.00 cuota tecnología	\$ 50.00
1 ID	x	1 Semestres	x	\$ 5.00 por tarjeta	\$ 5.00
<b>Cuotas Requeridas</b>					<b>\$ 149.00</b>
Matrícula & Cuotas					\$ 2,147.00

## **Dining**

The cafeteria, located in the Student Center, is conveniently divided into two dining rooms and a snack bar. Breakfast, lunch, dinner, and snacks are served at the main dining room Monday through Friday from 6:30 A.M. to 8:00 P.M., and at the second dining room Monday through Friday from 7:00 A.M. to 3:00 P.M.

## **Press and Publications**

The Press Office is the link between the university community as well as local and international media. Press releases and articles regularly published in daily and weekly newspapers and internal publications such as "Cartelera Semanal," "La Gaceta Colegial," and the UPRM web page ([www.uprm.edu](http://www.uprm.edu)), keep the general public informed of UPRM's main events. Radio and T.V. announcements are also prepared by the Press Office.

## ***FEES AND EXPENSES***

The following fees, prescribed by the university are tentative for 2005-06 and are subject to change at the discretion of trustees. University charges such as tuition and fees are due and payable in full by the date announced before the beginning of each term.

### **Tuition**

For U.S.A. citizen's residents of Puerto Rico:

\$40 per credit for regular students enrolled in four or five-year undergraduate programs plus applicable regular or special fees.

\$40 per credit for part-time and transient students taking undergraduate courses plus applicable regular or special fees.

\$67 for students enrolled in thesis only.

\$100 per credit for students enrolled in graduate programs plus applicable regular or special fees.

For U.S.A. citizens, non-residents of Puerto Rico: Same tuition as resident students plus an additional amount equivalent to what a Puerto Rican student would have to pay in the public university of their state of origin. These students are also responsible for paying the applicable regular or special fees.

For foreign students:

\$3,192 per year for students enrolled in undergraduate programs, plus applicable regular or special fees.

\$4,655 per year for students enrolled in graduate programs, plus applicable regular or special fees.

Visiting students:

\$33 per undergraduate course plus \$13 maintenance fee each academic session.

\$67 per graduate course plus \$13 maintenance fee each academic session.

## Regular Fees

Application for admission.....	\$20
Maintenance fee (per registration period) .....	\$47
Technology fee (per registration period).....	\$25
Annual basic medical insurance.....	\$595
Annual basic medical insurance including pharmacy charges.....	\$1,303

## Special Fees

Laboratory fees per laboratory course.....	\$33
Graduation fee .....	\$27
Application for transfer to a different program, faculty or campus of the University of Puerto Rico .....	\$20
Application for transfer from another university.....	\$33
Application for readmission.....	\$33
Late registration fee.....	\$13
Academic Transcript (per copy).....	\$1.35
Duplicate of admission letter, class ticket, or schedule card (per copy).....	\$1.35
Identification card .....	\$5

Students applying for admission, readmission, or transfer after the corresponding due date will pay one-and-a-half times the regular fee. Late applications are accepted only after complete justification is presented.

\*Subject to change according to insurance yearly contract adjustments.

## Regulations

**Deadline for payment:** All general student fees for each semester are paid in advance on the corresponding registration day.

**Deferred payment of fees:** As a general rule, no deferred payment of fees is granted. However, in very exceptional cases, the Dean of Students is authorized to grant an extension of time which cannot exceed 30 days before the end of the course. In those exceptional cases, a student must apply for deferred payment of fees in ample time prior to the registration date so that the merits of the application may be evaluated. On registration day, those students to whom deferred payment of fees is granted must pay 100% of Medical Insurance and Special Fees plus 33% of Tuition Fees. The last balance of 33% must be

paid at least 30 days before the last class day of the semester. Students who fail to pay accordingly, must pay a \$13.00 late fee.

Students who fail to settle their accounts with the university 30 days before the last day of classes every semester or the specified date for each Summer Session will not receive credit for their work. The Registrar will not release any transcript of record or other official documents until all outstanding fees and charges have been paid. All fees must be paid for the exact amount using U. S. currency, certified check or postal money order to the University of Puerto Rico.

## Honor Registration Exemption

Honor registration is granted only to undergraduate students registered in a full-time program (12 credit hours or more), and it is only effective during the academic year and the following summer session for which it is granted.

## Honor Registration requirements

1. Students who have completed their previous two semesters with full academic programs, a minimum 3.5 GPA and who rank at the top 5% of their class.
2. Students who are readmitted after having interrupted their studies for one or more semesters, who have a minimum 3.5 GPA or higher and who have completed a minimum 12 credit-hours in each of their last two semesters at the institution.

## Reimbursements

Students who withdraw from UPRM within the first two weeks of any semester or the first week of a summer session are entitled to a 50% refund of tuition fees. The application for reimbursement must be approved by the corresponding Dean and the Registrar and filed in the Treasurer's Office within five days following the date of approval. No refunds are allowed after deadline.

Visitors and students forced to withdraw for disciplinary reasons are not entitled to a refund.



**JUNTA DE SÍNDICOS  
UNIVERSIDAD DE PUERTO RICO**

**CERTIFICACIÓN NÚMERO 70  
2004-2005**

Yo, Salvador Antonetti Zequeira, Secretario de la Junta de Síndicos de la Universidad de Puerto Rico, CERTIFICO QUE:

La Junta de Síndicos, en su reunión extraordinaria del 29 de marzo de 2005, habiendo considerado las recomendaciones del Presidente de la Universidad, acordó unánimemente las siguientes:

**MEDIDAS PARA ATENDER LA SITUACIÓN FISCAL DE LA  
UNIVERSIDAD DE PUERTO RICO PARA EL AÑO FISCAL 2005-2006**

La Junta de Síndicos ha considerado extensamente el estado de las finanzas de la Universidad de Puerto Rico que por varios años ha presentado una situación deficitaria. En los pasados tres años se han tomado medidas para fortalecer las bases económicas de la institución, requiriendo acción de parte de sectores que son responsables de su bienestar. De un lado, se prestó particular atención a esfuerzos que son propios de instituciones modernas como la nuestra, incluyendo

- Estimular sistemáticamente el apoyo generoso de los exalumnos y amigos de la Universidad para dotarla con recursos adicionales que fortalezcan su habilidad de cumplir su misión educativa, lo cual ha comenzado a rendir frutos.
- Desarrollar proyectos de investigación de avanzada para dirigir más fondos de fuentes públicas y privadas a la Universidad y establecer alianzas estratégicas con los sectores privados y públicos del país, que le permitan contribuir de manera aún más significativa al desarrollo de nuestra sociedad.
- Mantener disciplinas de prudencia en la utilización de sus recursos financieros.

De otro lado, la Universidad realizó esfuerzos para atender la insuficiencia de ingresos y el incremento en sus gastos, incluyendo

- Requerir del Estado la reintegración a la Universidad de las fuentes de ingreso de las cuales se le había privado y sin las cuales las operaciones universitarias se ponían en precario; a saber, los fondos provenientes de los réditos de la Ley de Juegos de Azar y



aquellos generados por el arbitrio estabilizador del precio del petróleo.

- Requerir a todas las unidades de nuestro Sistema, comenzando por la propia Junta, reducir sus gastos operacionales, lo cual ha resultado en una reducción de \$47.3 millones de dólares. Esta reducción ha llevado a las unidades al límite de sus posibilidades de ahorro.

El próximo año fiscal, la Universidad tendrá un importante aumento en los fondos provenientes del Estado, según fue anticipado por el Gobernador de Puerto Rico en su reciente mensaje sobre el presupuesto ante la Asamblea Legislativa. Éste aumento permitirá continuar la financiación de programas existentes mediante la sustitución con fondos recurrentes de las aportaciones no recurrentes que el Gobierno había hecho a la Universidad en reconocimiento de deudas por servicios y para reintegrar parcialmente los ingresos que antes provenían de la eliminación de los ingresos provenientes de los juegos de azar en 1999. Además, brindará \$54.9 millones en fondos adicionales no comprometidos provenientes de una enmienda a la Ley de Juegos de Azar que restituirá a la Universidad los fondos de que había sido privada. La política pública articulada por el Gobernador devuelve a la Universidad los flujos de fondos con los que la Universidad cuenta para el financiamiento de su misión. No restan créditos no reconocidos entre la Universidad y el Estado.

Después de considerar los fondos que provendrán del Estado mediante la fórmula estatutaria que financia a la Universidad y la referida restitución de fondos, la situación fiscal de la Universidad resultaría en un déficit de \$23.8 millones de dólares para el próximo año fiscal, que estamos obligados a atender.

La Junta de Síndicos se hace cargo de que la restitución de los fondos provenientes del Estado esté acompañada de las decisiones que describan la responsabilidad interna de la Universidad con la generación de recursos propios, lo que es impostergable.

La última revisión de las tarifas de matrícula y cargos por conceptos relacionados se realizó en el 1991, hace catorce años. Desde entonces, el valor adquisitivo de los ingresos propios que genera la Universidad se ha erosionado y, hoy día, su valor se ha reducido a la mitad (50%) de su valor en 1991. Esto afecta la capacidad económica de la Universidad tanto para sufragar el costo de sus operaciones ordinarias, como para emitir bonos para el financiamiento de sus nuevas instalaciones y otras mejoras permanentes.

En vista de lo anterior, esta Junta considera impostergable dar los pasos necesarios para poner en orden las finanzas de la Universidad y tomar las medidas necesarias para asegurar su salud financiera a largo plazo. En consecuencia, de conformidad con la normativa aplicable, la Junta resuelve lo siguiente:



#### **A. Revisión de las Tarifas de Matrícula y Cargos Relacionados**

1. Se establece un aumento de \$10 por crédito en los programas de estudios subgraduados de cuatro y cinco años equivalente al 33% de aumento en la tarifa para dichos programas, y el mismo incremento porcentual en todas las otras tarifas de matrícula y cargos relacionados de la Universidad de Puerto Rico, sobre las bases establecidas en 1991, los cuales estarán vigentes a partir del primer período académico del año 2005-2006 y hasta que se revisen por la Junta de Síndicos de conformidad con lo dispuesto en la sección B de esta certificación.
2. Se establece una Cuota de Tecnología de \$25 que será pagadera por cada periodo que un estudiante se matricule; *disponiéndose* que los fondos provenientes de dicha cuota serán ingresados en el Fondo de Tecnología de la Universidad de Puerto Rico que se establecerá para esos fines y se destinará a sufragar gastos por dicho concepto, de conformidad con las normas que deberá establecer el Presidente de la Universidad para tales propósitos.
3. La Universidad de Puerto Rico publicará las tarifas de matrícula y cargos por conceptos relacionados según revisadas no más tarde del 11 de abril de 2005.
4. El Presidente y los Rectores tomarán las medidas necesarias para orientar a todos los estudiantes sobre esta revisión y sobre las ayudas económicas con que pueden contar en la Universidad.
5. El Presidente y los Rectores tomarán las medidas necesarias para asegurar que los fondos aquí generados garanticen la estabilidad de la oferta académica y promuevan la incorporación de las tecnologías de servicio directo a la enseñanza-aprendizaje, a la investigación, a los servicios bibliotecarios y otras formas de apoyo a la actividad académica básica.
6. Se presupuestará la cantidad de \$1.5 millones de dólares para ayuda suplementaria con el propósito de atender las situaciones imprevistas y las necesidades que puedan surgir para los estudiantes graduados como resultado de la presente revisión de las tarifas de matrícula.

#### **B. Nuevo Sistema de Tarifas de Matrícula y Cargos por Conceptos Relacionados**

El trauma que de ordinario acompaña las revisiones accidentadas e intermitentes de las tarifas de matrícula y cargos relacionados es un signo de subdesarrollo institucional, sin paralelo en la comunidad de universidades a que pertenece la Universidad de Puerto Rico. En esa comunidad los estudiantes o sus progenitores ordinariamente comparten parte de los costos de la educación



superior. Éstos, a su vez, se ajustan periódicamente de forma equitativa para mantener la calidad de la educación y asegurar que las universidades continúan contribuyendo de manera efectiva al bienestar de la sociedad.

La forma en que hemos procedido en la Universidad genera grandes inequidades: Primero, con la propia institución que ha estado abocada a planificar y tratar de implementar su desarrollo sobre unas bases de insuficiencia de recursos e incertidumbre financiera. Segundo, con los estudiantes, que no han recibido un trato equitativo entre generaciones, toda vez que el costo real de su educación ha recaído más fuertemente en la generación más próxima a la adopción de las nuevas tarifas. Tercero, con el País, que quiere y se identifica con su Universidad, que interesa ver un progreso continuo de sus servicios y disfrutar su desarrollo estable.

La Junta de Síndicos está conteste que la Universidad necesita diseñar un nuevo paradigma de financiación de los costos de la educación superior que imparte, que esté asentado sobre bases equitativas, que permita compartir los costos de la educación entre las generaciones que la reciben y que posibilite un desarrollo planificado y estable de la Universidad. Por lo tanto, la Junta

1. Instruye al Presidente de la Universidad a presentar para la consideración de y aprobación por esta Junta una propuesta para establecer un nuevo sistema para fijar y revisar las tarifas de matrícula y cargos relacionados de la Universidad de Puerto Rico periódicamente, una vez haya obtenido las recomendaciones de los miembros de la comunidad universitaria, mediante los procedimientos que se consideren idóneos para este propósito, así como el asesoramiento que se estime necesario.
2. La propuesta del Presidente deberá satisfacer los siguientes propósitos y objetivos:
  - a. Garantizar que todo estudiante regular, de niveles subgraduados y graduados, de escasos recursos económicos, que haya sido admitido a la Universidad de Puerto Rico no sea impedido de estudiar en ésta por razones económicas que surjan como consecuencia de la revisión que se proponga e identificará la manera de hacerlo.
  - b. Ser razonable y atenuar cualquier impacto negativo que la misma pudiera tener sobre los estudiantes y sus familiares.
  - c. Restituir el valor adquisitivo del ingreso proveniente de las fuentes de ingreso interno de la Universidad.
  - d. Establecer las medidas necesarias para mantener dicho valor mediante ajustes periódicos automáticos, que incluirán ajustes



graduales fundamentados en índices reconocidos para la medición de los precios.

- e. Reiterar una política de prudencia presupuestaria dirigida a mejorar la salud fiscal de la Universidad. Esta política deberá incluir el desarrollo e implantación de medidas concretas para reducir gastos y aumentar la productividad y la eficiencia en los servicios educativos y administrativos que se proveen, para incrementar el recaudo de los recursos externos y estabilizar las finanzas de la Universidad de Puerto Rico.
3. La propuesta deberá presentarse a la consideración de la Junta de Síndicos no más tarde del 31 de diciembre de 2005.

La Junta de Síndicos hace constar que al enfrentarse a la difícil situación fiscal presente, su compromiso es con el logro de un nuevo paradigma de las finanzas institucionales que asegure una Universidad abierta y accesible, tanto para la presente como las futuras generaciones, que continúe caracterizada por la excelencia académica, alcance una mayor eficiencia administrativa, y en la que se utilicen de manera óptima los recursos humanos y fiscales.

La Universidad garantiza que todo estudiante regular, de niveles subgraduados y graduados, de escasos recursos económicos, que haya sido admitido a la Universidad de Puerto Rico no será impedido de estudiar en ésta por razones económicas que surjan como consecuencia de la revisión de sus finanzas.

La Junta manifiesta, además, que los compromisos que aquí hacemos deben ser compartidos. Es también responsabilidad de la administración y de cada uno de los sectores de la comunidad universitaria contribuir al eficaz funcionamiento y desarrollo de esta Institución. Lograr lo que se espera de la Universidad de Puerto Rico es un deber de todos.

Y PARA QUE ASÍ CONSTE, expido la presente Certificación, en San Juan, Puerto Rico, hoy 31 de marzo de 2005.



Salvador Antonetti Zequeira  
Secretario

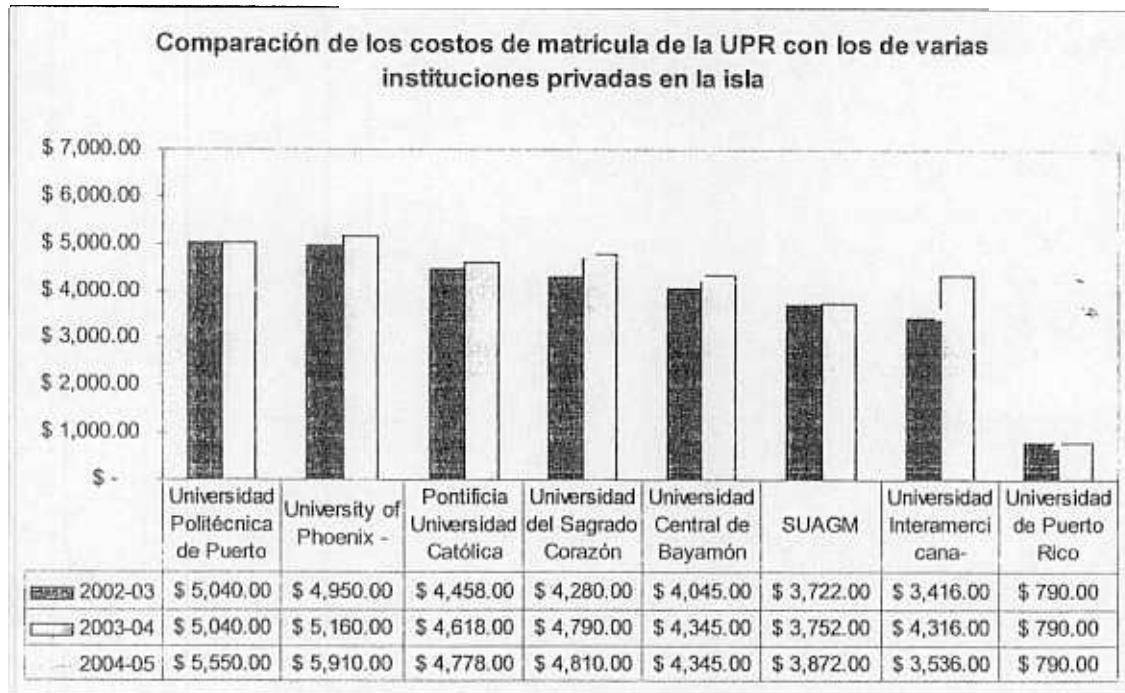


**UNIVERSIDAD DE PUERTO RICO**  
**Vicepresidencia de Asuntos Académicos**  
**Oficina de Estudiantes**

**ANÁLISIS COMPARATIVO DE LOS COSTOS DE MATRÍCULA DEL  
RECINTO DE RÍO PIEDRAS DE LA UPR Y LOS DE OTRAS INSTITUCIONES  
PRIVADAS Y PÚBLICAS DE PUERTO RICO**

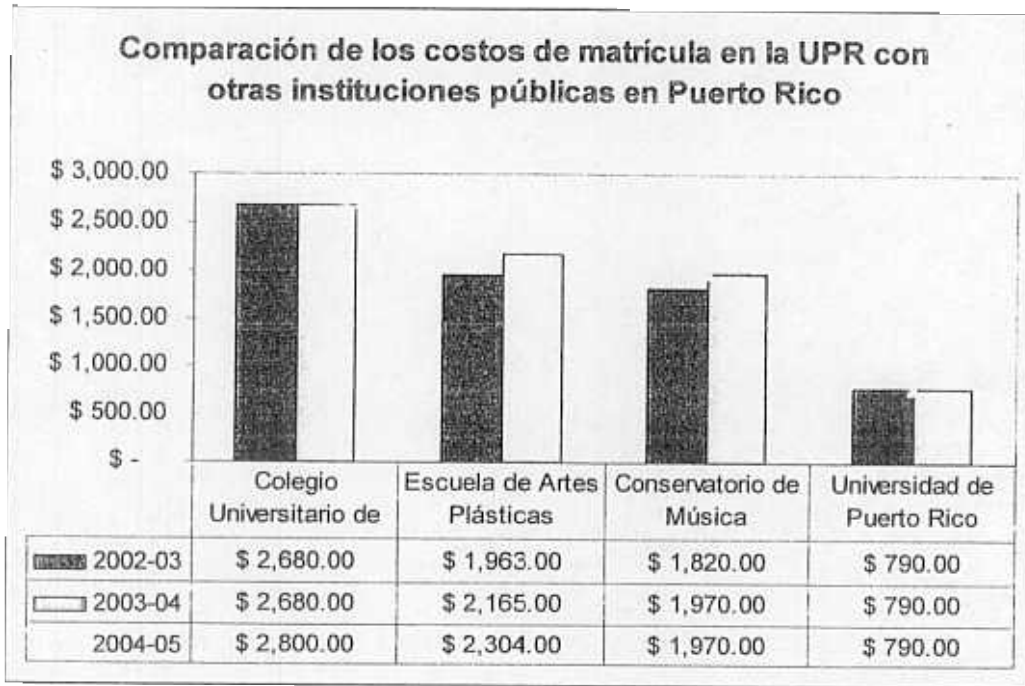
En Puerto Rico, al igual que en la mayoría de los países del mundo, el costo de vida aumenta. De una parte, se requiere mayor educación para generar mayores ingresos y, de otra parte, la educación resulta más costosa. La tendencia observada en varias instituciones públicas y privadas de educación en Puerto Rico es que han aumentado sus matrículas en alrededor del 9% en los pasados tres años. Esos aumentos responden a la necesidad de atemperarse a los costos que representa la educación de cada estudiante universitario.

En la siguiente gráfica se comparan los costos de matrícula del Recinto de Río Piedras de la Universidad de Puerto Rico con los de las principales instituciones de educación superior de Puerto Rico:



Fuente: IPEDS Cool


En esta segunda gráfica, la comparación se hace con otras instituciones de educación superior públicas de Puerto Rico:



Fuente IPEDS Cool

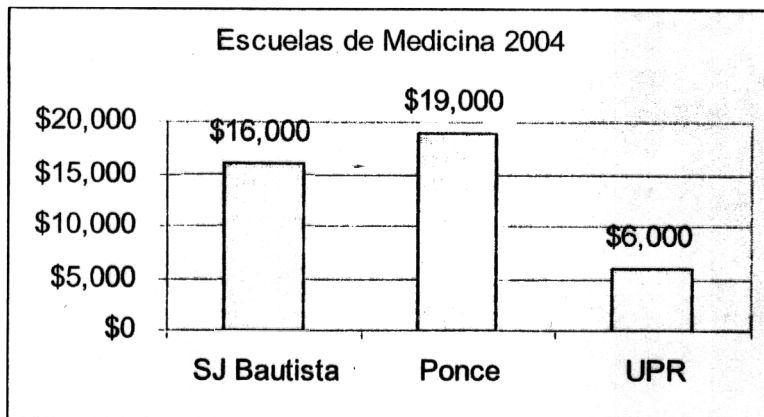
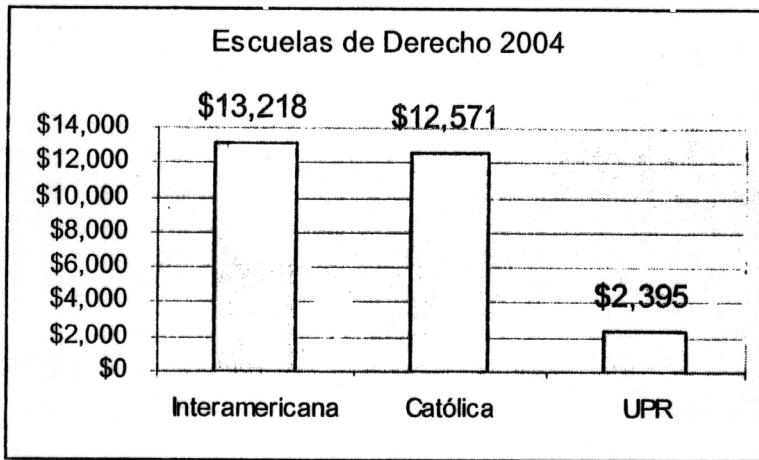
Esa no ha sido la situación de la Universidad de Puerto Rico. Por un lado, la cuota por matrícula en las universidades privadas es casi seis veces mayor que en la UPR, mientras que la de otras instituciones de educación superior públicas en PR es casi tres veces más alta. Por otro lado, la UPR gasta cuatro veces más en la enseñanza; siete veces más en apoyo académico; tres veces más en servicios estudiantiles y dos veces más en apoyo institucional. Sin embargo, la UPR no había modificado su cuota por matrícula en los pasados catorce años.

**Core expenses per FTE student, by function: Fiscal year 2003**



Fuente- IPEDS Peer Executive Tool

En cuanto a programas profesionales como los de derecho y medicina, la siguiente tabla muestra los costos de matrícula comparados:



31 de marzo de 2005

**UNIVERSIDAD DE PUERTO RICO**  
**Vicepresidencia de Asuntos Académicos**  
**Oficina de Estudiantes**

**AYUDAS ECONÓMICAS DISPONIBLES EN LA UNIVERSIDAD DE PUERTO RICO**

**Pell Grant:** Es la base del programa de asistencia económica de los Estados Unidos. Las Becas Pell son principalmente para estudiantes subgraduados.

- **Federal Supplemental Educational Opportunity Grant (SEOG):** Ayuda suplementaria para estudiantes de necesidad extrema que caigan en los EFC más bajos. Suplementa la ayuda de la Beca Pell. El máximo que puede recibir un estudiante bajo este programa en la UPR es de \$900.
- **Estudio y Trabajo :** Oportunidad de trabajo a tiempo parcial a un salario de \$6.50 la hora. Este programa es también suplementario de la Beca Pell.
- **Stafford Loans:** Para estudiantes graduados y subgraduados que cursan estudios por lo menos a medio tiempo. Las cantidades de los préstamos varían dependiendo del año de estudios del estudiante y de su solvencia económica. Normalmente, un estudiante dependiente de primer año puede tomar prestado hasta \$2,625; \$3,500 en segundo año y \$5,500 en tercer y cuarto año. El máximo de la deuda no puede exceder los \$23,000 al momento de la graduación.
- **Becas Legislativas:** La Legislatura de Puerto Rico concede \$15 millones anuales a la UPR para becas a estudiantes subgraduados y graduados elegibles. El máximo de la Beca es de \$900 para estudiantes subgraduados y \$2,000 para estudiantes graduados.
- **Exenciones de matrícula:** Tanto para estudiantes graduados como subgraduados por concepto de matrícula de honor, participación en actividades de interés institucional, etc.
- **Asistencias de Cátedra y de Investigación:** Estipendio que se paga a estudiantes graduados por trabajo como asistentes de cátedra o de investigación en sus programas académicos:
  - **Ayudante de cátedra:** El ayudante graduado de cátedra es un estudiante graduado o posdoctoral que como parte de su adiestramiento presta servicios docentes auxiliares, bajo la supervisión de por lo menos un miembro del claustro.

**Ayudante de investigación:** El ayudante graduado de investigación es un estudiante graduado o postdoctoral que como parte de su adiestramiento presta servicios auxiliares a las investigaciones, bajo la supervisión de por lo menos un miembro del claustro.

◦ **Programa de Becas para disertación, tesis o proyecto equivalente**

El Programa de Becas para disertación, tesis o proyecto equivalente ofrece una beca para que estudiantes graduados puedan dedicarse a tiempo completo a su trabajo de investigación para tesis, disertación o proyecto equivalente. La beca incluye un incentivo económico mensual, exención de matrícula y una partida presupuestaria para materiales. Se podrán solicitar fondos para viajes siempre y cuando se demuestre su necesidad para fortalecer el trabajo de investigación.

**UNIVERSIDAD DE PUERTO RICO**  
**Vicepresidencia de Asuntos Académicos**  
**Oficina de Estudiantes**

**PERFIL DE ASISTENCIA ECONÓMICA DEL ESTUDIANTE SUBGRADUADO  
DE LA UNIVERSIDAD DE PUERTO RICO**

- La cuota de matrícula subgraduada de la Universidad de Puerto Rico no ha cambiado desde el año académico 1992-1993, cuando se fijó en \$30 el crédito. En ese año, un estudiante que tomase 15 créditos por semestre pagaba \$900 anuales por concepto de matrícula.
- El máximo de la Beca Pell para el 1992-1993 era \$2,400 anuales; de manera que un estudiante que tomase 15 créditos por semestre y que cualificase para el máximo de la Beca Pell tenía un sobrante anual de \$1,500 después de descontarse los \$900 de matrícula. El costo de la matrícula de 15 créditos equivalía a 37.5% del máximo de la Beca Pell.
- Para recibir el máximo de la Beca Pell, un estudiante tiene que tener un EFC (Estimated Family Contribution) de 0. El EFC es el cálculo —basado en los datos sometidos por el estudiante y validados por las Oficinas de Asistencia Económica— de lo que su familia puede contribuir a su educación. En el 1992-93, algunos escenarios posibles para estudiantes matriculados en 30 créditos anuales habrían sido:

<b>EFC</b>	<b>Matrícula</b>	<b>Beca Pell</b>	<b>Sobrante</b>
<b>0</b>	<b>\$900</b>	<b>\$2,400</b>	<b>\$1,500</b>
<b>500</b>	<b>\$900</b>	<b>\$1,900</b>	<b>\$1,000</b>
<b>1000</b>	<b>\$900</b>	<b>\$1,400</b>	<b>\$500</b>
<b>1500</b>	<b>\$900</b>	<b>\$900</b>	<b>\$0</b>

- El máximo de la Beca Pell para el año académico 2004-2005 es \$4,050 anuales; de manera que un estudiante que toma 15 créditos por semestre y que cualifica para el máximo de la Beca Pell tiene un sobrante anual de \$3,150 después de descontarse los \$900 de matrícula. El costo de la matrícula de 15 créditos equivale a 22.2% del máximo de la Beca Pell.
- Algunos escenarios posibles para estudiantes actualmente matriculados en 30 créditos anuales son:

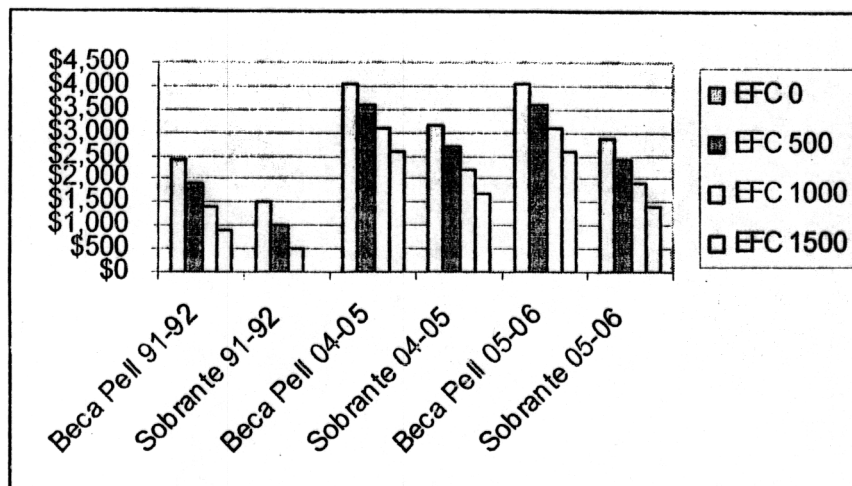
EFC	Matrícula	Beca Pell	Sobrante
0	\$900	\$4,050	\$3,150
500	\$900	\$3,600	\$2,700
1000	\$900	\$3,100	\$2,200
1500	\$900	\$2,600	\$1,700
2000	\$900	\$2,100	\$1,200
2500	\$900	\$1,600	\$500
3000	\$900	\$1,100	\$200

- El aumento en la cuota de matrícula aprobado por la Junta de Síndicos el 29 de marzo de 2005 –a \$40 por crédito—subirá los costos de matrícula de un estudiante que tome 15 créditos semestrales de \$900 a \$1,200 anuales; de manera que un estudiante que tome 15 créditos por semestre y que cualifique para el máximo de la Beca Pell tendrá un sobrante anual de \$2,850 después de descontarse los \$1,200 de matrícula. El costo de la matrícula de 15 créditos equivaldrá a 29.6%.

Algunos escenarios posibles para estudiantes matriculados en 30 créditos anuales serían:

EFC	Matrícula	Beca Pell	Sobrante
0	\$1,200	\$4,050	\$2,850
500	\$1,200	\$3,600	\$2,400
1000	\$1,200	\$3,100	\$1,900
1500	\$1,200	\$2,600	\$1,400
2000	\$1,200	\$2,100	\$900
2500	\$1,200	\$1,600	\$400
3000	\$1,200	\$1,100	\$0

- Si resumimos la información anterior en forma gráfica:



Durante el año académico 2004-2005, 35,887 estudiantes subgraduados participan del Programa de la Beca Pell en la Universidad de Puerto Rico. De éstos, el 64% (22,968 estudiantes) tienen un EFC de 0, lo que significa que cualifican para el máximo de la Beca Pell si se matriculan a tiempo completo. La distribución en términos de EFC es la siguiente:

EFC	Núm. Estudiantes	% Estudiantes
0	22,968	64%
1 – 500	2,787	7.77%
501 – 1000	2,588	7.22%
1001 – 1500	2,185	6.08%
1501 – 2000	1,707	4.76%

Es decir, el 89.83% de los estudiantes que participan del Programa de Beca Pell durante el año en curso (32,235 alumnos) están entre un EFC de 0 y un EFC de 2000, lo que los cualifica para ayudas económicas entre \$4,050 y \$2,100, con sobrantes entre \$3,150 y \$1,200.

Si la distribución fuese la misma en el año 2005-06, casi el 90% de los participantes de Beca Pell recibirían sobrantes de entre \$2,850 a \$900. En 1992-93, los sobrantes hubiesen oscilado entre \$1,550 y \$0.

El Senado de los Estados Unidos ha propuesto un aumento de \$450 al máximo de la Beca Pell, elevándolo a \$4,500. Si el aumento entra en vigor para el próximo año fiscal, el estudiante que cualifique para el máximo tendrá un sobrante de \$3,300. El costo de la matrícula equivaldría al 26.6% del máximo de la Beca Pell.

- En ese caso, los escenarios anticipables serían:

EFC	Matrícula	Beca Pell	Sobrante
0	\$1,200	\$4,500	\$3,300
500	\$1,200	\$4,000	\$2,800
1000	\$1,200	\$3,500	\$2,300
1500	\$1,200	\$3,000	\$1,800
2000	\$1,200	\$2,500	\$1,300
2500	\$1,200	\$2,000	\$800
3000	\$1,200	\$1,500	\$300

31 de marzo de 2005





Surveys

Reports

Tools

Help

Logout

Edit Report

Instruc

Institutional Characteristics

Return to Surveys Page

Institution: UNIVERSITY OF PUERTO RICO-MAYAGUEZ (243197)

Source	Description	Severity	Resolved	Options
Screen: Undergrad Tuition				
Screen Entry	This value should be within 20% of prior year.	<a href="#">Explanation</a>	Yes	<a href="#">Go to error s</a>
Reason:	Required fees are now based on a Maintenance Fee of \$47.00, a new Technology Fee of \$25 per semester/session,calculated at 2 sessions for undergraduate and graduate students. The data offered for OU State Average Tuition corresponds to our published tuition for foreign students. In the case of US Citizens that not residents of PR, the average tuition is the same as resident students plus an additional amount equivalent what a Puerto Rican student would have to pay in a public university of the students state of origin.			
Screen Entry	This value should be within 20% of prior year.	<a href="#">Explanation</a>	Yes	<a href="#">Go to error s</a>
Reason:	Required fees are now based on a Maintenance Fee of \$47.00, a new Technology Fee of \$25 per semester/session,calculated at 2 sessions for undergraduate and graduate students. The data offered for OU State Average Tuition corresponds to our published tuition for foreign students. In the case of US Citizens that not residents of PR, the average tuition is the same as resident students plus an additional amount equivalent what a Puerto Rican student would have to pay in a public university of the students state of origin.			
Screen Entry	This value should be within 20% of prior year.	<a href="#">Explanation</a>	Yes	<a href="#">Go to error s</a>
Reason:	The Board of Trustees of the University of Puerto Rico under certification number 70, dated March 29, 2005, established an increase of \$10 per credit for undergraduate programs and \$25 on graduate programs. Require fees reflect an increase of \$8 per laboratory fee,\$12 for construction fee, and a new Technology fee of \$25 do per semester/session.This increase is an equivalent of 33% percent for all tuition and related fees.			
Screen Entry	This value should be within 20% of prior year.	<a href="#">Explanation</a>	Yes	<a href="#">Go to error s</a>
Reason:	The Board of Trustees of the University of Puerto Rico under certification number 70, dated March 29, 2005, established an increase of \$10 per credit for undergraduate programs and \$25 on graduate programs. Require fees reflect an increase of \$8 per laboratory fee,\$12 for construction fee, and a new Technology fee of \$25 do per semester/session.This increase is an equivalent of 33% percent for all tuition and related fees.			
Screen Entry	This value should be within 20% of prior year.	<a href="#">Explanation</a>	Yes	<a href="#">Go to error s</a>
Reason:	The Board of Trustees of the University of Puerto Rico under certification number 70, dated March 29, 2005, established an increase of \$10 per credit for undergraduate programs and \$25 on graduate programs. Require fees reflect an increase of \$8 per laboratory fee,\$12 for construction fee, and a new Technology fee of \$25 do per semester/session.This increase is an equivalent of 33% percent for all tuition and related fees.			
Screen Entry	This value should be within 20% of prior year.	<a href="#">Explanation</a>	Yes	<a href="#">Go to error s</a>
Reason:	Required fees are now based on a Maintenance Fee of \$47.00, a new Technology Fee of \$25 per			

Reason: semester/session,calculated at 2 sessions for undergraduate and graduate students. The data offered for OU State Average Tuition corresponds to our published tuition for foreign students. In the case of US Citizens that not residents of PR, the average tuition is the same as resident students plus an additional amount equivalent what a Puerto Rican student would have to pay in a public university of the students state of origin.

Screen Entry This value should be within 20% of prior year. [Explanation](#) Yes [Go to error s](#)

Reason: The Board of Trustees of the University of Puerto Rico under certification number 70, dated March 29, 2005 established an increase of \$10 per credit on undergraduate programs,\$25 on graduated programs, \$33 for for undergraduate students(OUT of state)and \$72 for foreing graduate students.

Screen Entry This value should be within 20% of prior year. [Explanation](#) Yes [Go to error s](#)

Reason: The Board of Trustees of the University of Puerto Rico under certification number 70, dated March 29, 2005 established an increase of \$10 per credit on undergraduate programs,\$25 on graduated programs, \$33 for for undergraduate students(OUT of state)and \$72 for foreing graduate students.

Screen Entry This value should be within 20% of prior year. [Explanation](#) Yes [Go to error s](#)

Reason: The Board of Trustees of the University of Puerto Rico under certification number 70, dated March 29, 2005 established an increase of \$10 per credit on undergraduate programs,\$25 on graduated programs, \$33 for for undergraduate students(OUT of state)and \$72 for foreing graduate students.

Screen: Grad Tuition

Screen Entry This value should be within 20% of prior year. [Explanation](#) Yes [Go to error s](#)

Reason: Required fees are now based on a Maintenance Fee of \$47.00, a new Technology Fee of \$25 per semester/session,calculated at 2 sessions for undergraduate and graduate students. The data offered for OU State Average Tuition corresponds to our published tuition for foreign students. In the case of US Citizens that not residents of PR, the average tuition is the same as resident students plus an additional amount equivalent what a Puerto Rican student would have to pay in a public university of the students state of origin.

Screen Entry This value should be within 20% of prior year. [Explanation](#) Yes [Go to error s](#)

Reason: Required fees are now based on a Maintenance Fee of \$47.00, a new Technology Fee of \$25 per semester/session,calculated at 2 sessions for undergraduate and graduate students. The data offered for OU State Average Tuition corresponds to our published tuition for foreign students. In the case of US Citizens that not residents of PR, the average tuition is the same as resident students plus an additional amount equivalent what a Puerto Rican student would have to pay in a public university of the students state of origin.

Screen Entry This value should be within 20% of prior year. [Explanation](#) Yes [Go to error s](#)

Reason: Required fees are now based on a Maintenance Fee of \$47.00, a new Technology Fee of \$25 per semester/session,calculated at 2 sessions for undergraduate and graduate students. The data offered for OU State Average Tuition corresponds to our published tuition for foreign students. In the case of US Citizens that not residents of PR, the average tuition is the same as resident students plus an additional amount equivalent what a Puerto Rican student would have to pay in a public university of the students state of origin.

Screen Entry This value should be within 20% of prior year. [Explanation](#) Yes [Go to error s](#)

Reason: The Board of Trustees of the University of Puerto Rico under the certification number 70 of March 29, 2005 established an increase of \$10 dolars per credit on undergrated programs and \$25 dolars on graduted prograr the case of required fees reflects an increment of \$8 dolars on a laboratory fee and \$12 dolars on constructor and a new Technology fee of \$25 dolars per semester/session.This increase is an equivalent of 33% percent l tuition fees and related fees.

Screen Entry This value should be within 20% of prior year. [Explanation](#) Yes [Go to error s](#)

Reason: The Board of Trustees of the University of Puerto Rico under certification number 70, dated March 29, 2005 established an increase of \$10 per credit on undergraduate programs,\$25 on graduated programs, \$33 for for undergraduate students(OUT of state)and \$72 for foreing graduate students.

Screen Entry	This value should be within 20% of prior year.	<a href="#">Explanation</a>	Yes	<a href="#">Go to error s</a>
Reason:	The Board of Trustees of the University of Puerto Rico under certification number 70, dated March 29, 2005 established an increase of \$10 per credit on undergraduate programs,\$25 on graduated programs, \$33 for for undergraduate students(OUT of state)and \$72 for foreing graduate students.			
Screen Entry	This value should be within 20% of prior year.	<a href="#">Explanation</a>	Yes	<a href="#">Go to error s</a>
Reason:	The Board of Trustees of the University of Puerto Rico under certification number 70, dated March 29, 2005 established an increase of \$10 per credit on undergraduate programs,\$25 on graduated programs, \$33 for for undergraduate students(OUT of state)and \$72 for foreing graduate students.			
Screen: Price of Attendance				
Screen Entry	This value should be within 20% of prior year.	<a href="#">Explanation</a>	Yes	<a href="#">Go to error s</a>
Reason:	The Board of Trustees of the University of Puerto Rico under the certification number 70 of March 29, 2005 established an increase of \$10 dolars per credit on undergrated programs and \$25 dolars on graduted prograr the case of required fees reflects an increase of \$8 dolars on a laboratory fee and \$12 dolars on construction f and a new Technology fee of \$25 dolars per semester/session.This increase is an equivalent of 33% percent f tuition fees and related fees.			
Screen Entry	This value should be within 20% of prior year.	<a href="#">Explanation</a>	Yes	<a href="#">Go to error s</a>
Reason:	The Board of Trustees of the University of Puerto Rico under the certification number 70 of March 29, 2005 established an increase of \$10 dolars per credit on undergrated programs and \$25 dolars on graduted prograr the case of required fees reflects an increase of \$8 dolars on a laboratory fee and \$12 dolars on construction f and a new Technology fee of \$25 dolars per semester/session.This increase is an equivalent of 33% percent f tuition fees and related fees.			
Screen Entry	This value should be within 20% of prior year.	<a href="#">Explanation</a>	Yes	<a href="#">Go to error s</a>
Reason:	The Board of Trustees of the University of Puerto Rico under the certification number 70 of March 29, 2005 established an increase of \$10 dolars per credit on undergrated programs and \$25 dolars on graduted prograr the case of required fees reflects an increase of \$8 dolars on a laboratory fee and \$12 dolars on construction f and a new Technology fee of \$25 dolars per semester/session.This increase is an equivalent of 33% percent f tuition fees and related fees.			

**All errors were resolved for the selected survey for this institution.  
This survey is ready to be locked.**

Lock this (243197 ) survey

Return to Surveys Page

## Sheila Marty

---

**From:** ipedshelp@rti.org  
**Sent:** Monday, October 03, 2005 10:58 AM  
**To:** Irmannette Torres Lugo  
**Subject:** IPEDS Survey: Institutional Characteristics

The data for Institutional Characteristics for INSTITUTION: UNIVERSITY OF PUERTO RICO-MAYAGUEZ 243197 was locked on 10/3/2005. The Department of Education's National Center for Education Statistics would like to thank you for your participation in the 2005-06 &nbsp;Falldata collection. Please be sure that you have locked all applicable surveys for this collection period.



### Lock Survey

Your survey data for Institutional Characteristics, 2005-06 Fall collection were locked on 10/3/2005.

These data are now read-only.

Use the **Printable Data** option on the **Surveys** page if you wish to print out a copy of your submission.

The Department of Education's National Center for Education Statistics would like to thank you for your participation in the 06 Fall data collection. Please be sure that you have locked ALL applicable surveys for this collection period.

**[AM I DONE? Click here for answer](#)**

[Return to Surveys Page](#)

✓ Completions

### Completions 2005-06

Institution: UNIVERSITY OF PUERTO RICO-MAYAGUEZ (243197)

User ID: p52431972

CIPCODE	Award Level	Major	Gender	Nonresident alien	Black,non-Hispanic	American Indian or Alaskan Native	Asian or Pacific Islander	Hispanic	White,non-hispanic	Race/ethnicity unknown	Total
01.0000 Agriculture, General	05 Bachelors degrees	1st	Men	0				5			5
			Women	0			3				3
			Total	0	0	0	0	8	0	0	8
01.0102 Agribusiness/Agricultural Business Operations	05 Bachelors degrees	1st	Men					0			0
			Women				3				3
			Total	0	0	0	0	3	0	0	3
01.0103 Agricultural Economics	05 Bachelors degrees	1st	Men					1			1
			Women				0				0
			Total	0	0	0	0	1	0	0	1
01.0801 Agricultural and Extension Education Services	05 Bachelors degrees	1st	Men					1			1
			Women				0				0
			Total	0	0	0	0	1	0	0	1
01.0901 Animal Sciences, General	05 Bachelors degrees	1st	Men					19			19
			Women				16				16
			Total	0	0	0	0	35	0	0	35
01.1102 Agronomy and Crop Science	05 Bachelors degrees	1st	Men					8			8
			Women				10				10
			Total	0	0	0	0	18	0	0	18
01.1103 Horticultural Science	05 Bachelors degrees	1st	Men					6			6
			Women				5				5
			Total	0	0	0	0	11	0	0	11
01.1105 Plant Protection and Integrated Pest Management	05 Bachelors degrees	1st	Men					1			1
			Women				4				4
			Total	0	0	0	0	5	0	0	5
01.1201 Soil Science and Agronomy, General	05 Bachelors degrees	1st	Men					3			3
			Women				2				2
			Total	0	0	0	0	5	0	0	5
11.0501 Computer Systems Analysis/Analyst	05 Bachelors degrees	1st	Men					17			17
			Women				16				16
			Total	0	0	0	0	33	0	0	33

11.0701 Computer Science	05 Bachelors 1st degrees	Men					12			12
		Women					3			3
		Total	0	0	0	0	15	0	0	15
13.1301 Agricultural Teacher Education	05 Bachelors 1st degrees	Men					7			7
		Women					6			6
		Total	0	0	0	0	13	0	0	13
13.1311 Mathematics Teacher Education	05 Bachelors 1st degrees	Men					1			1
		Women					3			3
		Total	0	0	0	0	4	0	0	4
13.1314 Physical Education Teaching and Coaching	05 Bachelors 1st degrees	Men					13			13
		Women					7			7
		Total	0	0	0	0	20	0	0	20
14.0301 Agricultural/Biological Engineering and Bioengineering	05 Bachelors 1st degrees	Men					8			8
		Women					1			1
		Total	0	0	0	0	9	0	0	9
14.0701 Chemical Engineering	05 Bachelors 1st degrees	Men					29			29
		Women					51			51
		Total	0	0	0	0	80	0	0	80
14.0801 Civil Engineering, General	05 Bachelors 1st degrees	Men					74			74
		Women					37			37
		Total	0	0	0	0	111	0	0	111
14.0901 Computer Engineering, General	05 Bachelors 1st degrees	Men					40			40
		Women					14			14
		Total	0	0	0	0	54	0	0	54
14.1001 Electrical, Electronics and Communications Engineering	05 Bachelors 1st degrees	Men					95			95
		Women					30			30
		Total	0	0	0	0	125	0	0	125
14.1901 Mechanical Engineering	05 Bachelors 1st degrees	Men					80			80
		Women					29			29
		Total	0	0	0	0	109	0	0	109
14.3501 Industrial Engineering	05 Bachelors 1st degrees	Men					17			17
		Women					60			60
		Total	0	0	0	0	77	0	0	77
15.1102 Surveying Technology/Surveying	05 Bachelors 1st degrees	Men					8			8
		Women					0			0
		Total	0	0	0	0	8	0	0	8
16.0104 Comparative Literature	05 Bachelors 1st degrees	Men					0			0
		Women					2			2
		Total								



		Total	0	0	0	0	2	0	0	2
16.0901	05	Men					1			1
French Language and Literature	Bachelors 1st degrees	Women					1			1
		Total	0	0	0	0	2	0	0	2
16.0905	05	Men					1			1
Spanish Language and Literature	Bachelors 1st degrees	Women					9			9
		Total	0	0	0	0	10	0	0	10
23.0101	05	Men					3			3
English Language and Literature, General	Bachelors 1st degrees	Women					10			10
		Total	0	0	0	0	13	0	0	13
26.0101	05	Men					36			36
Biology/Biological Sciences, General	Bachelors 1st degrees	Women					78			78
		Total	0	0	0	0	114	0	0	114
26.0502	05	Men					12			12
Microbiology, General	Bachelors 1st degrees	Women					37			37
		Total	0	0	0	0	49	0	0	49
26.1201	05	Men					5			5
Biotechnology	Bachelors 1st degrees	Women					8			8
		Total	0	0	0	0	13	0	0	13
27.0101	05	Men					1			1
Mathematics, General	Bachelors 1st degrees	Women					0			0
		Total	0	0	0	0	1	0	0	1
31.0301	05	Men					3			3
Parks, Recreation and Leisure Facilities Management	Bachelors 1st degrees	Women					1			1
		Total	0	0	0	0	4	0	0	4
38.0101	05	Men					1			1
Philosophy	Bachelors 1st degrees	Women					2			2
		Total	0	0	0	0	3	0	0	3
40.0101	05	Men					4			4
Physical Sciences	Bachelors 1st degrees	Women					1			1
		Total	0	0	0	0	5	0	0	5
40.0501	05	Men					8			8
Chemistry, General	Bachelors 1st degrees	Women					31			31
		Total	0	0	0	0	39	0	0	39
40.0601	05	Men					2			2
Geology/Earth Science, General	Bachelors 1st degrees	Women					4			4
		Total	0	0	0	0	6	0	0	6
40.0801	05	Men					2			2
Physics, General	Bachelors 1st	Women					0			0

	degrees	Total	0	0	0	0	2	0	0	2
42.0101	05	Men					9			9
Psychology, General	Bachelors 1st degrees	Women					51			51
		Total	0	0	0	0	60	0	0	60
45.0101	05	Men					9			9
Social Sciences, General	Bachelors 1st degrees	Women					14			14
		Total	0	0	0	0	23	0	0	23
45.0601	05	Men					2			2
Economics, General	Bachelors 1st degrees	Women					6			6
		Total	0	0	0	0	8	0	0	8
45.1001	05	Men					11			11
Political Science and Government, General	Bachelors 1st degrees	Women					16			16
		Total	0	0	0	0	27	0	0	27
45.1101	05	Men					0			0
Sociology	Bachelors 1st degrees	Women					11			11
		Total	0	0	0	0	11	0	0	11
50.0702	05	Men					5			5
Fine/Studio Arts, General	Bachelors 1st degrees	Women					10			10
		Total	0	0	0	0	15	0	0	15
50.0703	05	Men					2			2
Art History, Criticism and Conservation	Bachelors 1st degrees	Women					1			1
		Total	0	0	0	0	3	0	0	3
51.0913	05	Men					2			2
Athletic Training/Trainer	Bachelors 1st degrees	Women					0			0
		Total	0	0	0	0	2	0	0	2
51.1102	05	Men					3			3
Pre-Medicine/Pre-Medical Studies	Bachelors 1st degrees	Women					9			9
		Total	0	0	0	0	12	0	0	12
51.1601	05	Men					3			3
Nursing/Registered Nurse (RN, ASN, BSN, MSN)	Bachelors 1st degrees	Women					34			34
		Total	0	0	0	0	37	0	0	37
52.0201	05	Men					11			11
Business Administration and Management, General	Bachelors 1st degrees	Women					9			9
		Total	0	0	0	0	20	0	0	20
52.0301	05	Men					5			5
Accounting	Bachelors 1st degrees	Women					22			22
		Total	0	0	0	0	27	0	0	27
52.0401	05	Men					1			1
Administrative Assistant	Bachelors									

and Secretarial Science, degrees General		1st	Women					30			30
			Total	0	0	0	0	31	0	0	31
	05		Men					11			11
52.0801 Finance, General	Bachelors degrees	1st	Women					21			21
			Total	0	0	0	0	32	0	0	32
	05		Men					5			5
52.1001 Human Resources Management/Personnel Administration, General	Bachelors degrees	1st	Women					22			22
			Total	0	0	0	0	27	0	0	27
	05		Men					14			14
52.1401 Marketing/Marketing Management, General	Bachelors degrees	1st	Women					19			19
			Total	0	0	0	0	33	0	0	33
	05		Men					4			4
54.0101 History, General	Bachelors degrees	1st	Women					5			5
			Total	0	0	0	0	9	0	0	9
	07		Men					0			0
01.0103 Agricultural Economics	Masters degrees	1st	Women					2			2
			Total	0	0	0	0	2	0	0	2
	07		Men					2			2
01.0801 Agricultural and Extension Education Services	Masters degrees	1st	Women					0			0
			Total	0	0	0	0	2	0	0	2
	07		Men					1			1
01.0901 Animal Sciences, General	Masters degrees	1st	Women					0			0
			Total	0	0	0	0	1	0	0	1
	07		Men					0			0
01.1099 Food Science and Technology, Other	Masters degrees	1st	Women					6			6
			Total	0	0	0	0	6	0	0	6
	07		Men					3			3
01.1102 Agronomy and Crop Science	Masters degrees	1st	Women					3			3
			Total	0	0	0	0	6	0	0	6
	07		Men					0			0
01.1103 Horticultural Science	Masters degrees	1st	Women					1			1
			Total	0	0	0	0	1	0	0	1
	07		Men					1			1
01.1105 Plant Protection and Integrated Pest Management	Masters degrees	1st	Women					3			3
			Total	0	0	0	0	4	0	0	4
	07		Men					4			4
01.1201 Soil Science and Agronomy, General	Masters degrees	1st	Women					3			3
			Total	0	0	0	0	7	0	0	7

11.0701 Computer Science	07 Masters degrees	1st	Men					1			1
			Women					1			1
			Total	0	0	0	0	2	0	0	2
13.1301 Agricultural Teacher Education	07 Masters degrees	1st	Men					0			0
			Women					4			4
			Total	0	0	0	0	4	0	0	4
13.1305 English/Language Arts Teacher Education	07 Masters degrees	1st	Men					2			2
			Women					0			0
			Total	0	0	0	0	2	0	0	2
14.0701 Chemical Engineering	07 Masters degrees	1st	Men					0			0
			Women					5			5
			Total	0	0	0	0	5	0	0	5
14.0801 Civil Engineering, General	07 Masters degrees	1st	Men					16			16
			Women					8			8
			Total	0	0	0	0	24	0	0	24
14.0901 Computer Engineering, General	07 Masters degrees	1st	Men					6			6
			Women					4			4
			Total	0	0	0	0	10	0	0	10
14.1001 Electrical, Electronics and Communications Engineering	07 Masters degrees	1st	Men					12			12
			Women					2			2
			Total	0	0	0	0	14	0	0	14
14.1901 Mechanical Engineering	07 Masters degrees	1st	Men					8			8
			Women					2			2
			Total	0	0	0	0	10	0	0	10
14.3501 Industrial Engineering	07 Masters degrees	1st	Men					4			4
			Women					3			3
			Total	0	0	0	0	7	0	0	7
15.1501 Engineering/Industrial Management	07 Masters degrees	1st	Men					2			2
			Women					0			0
			Total	0	0	0	0	2	0	0	2
16.0905 Spanish Language and Literature	07 Masters degrees	1st	Men					2			2
			Women					3			3
			Total	0	0	0	0	5	0	0	5
26.0101 Biology/Biological Sciences, General	07 Masters degrees	1st	Men					4			4
			Women					12			12
			Total	0	0	0	0	16	0	0	16
26.1302 Marine Biology and Biological Oceanography	07 Masters degrees	1st	Men					2			2
			Women					2			2
			Total	0	0	0	0	4	0	0	4

27.0101 Mathematics, General	07 Masters degrees	1st	Men					1			1
			Women					0			0
			Total	0	0	0	0	1	0	0	1
27.0301 Applied Mathematics	07 Masters degrees	1st	Men					1			1
			Women					1			1
			Total	0	0	0	0	2	0	0	2
27.0501 Statistics, General	07 Masters degrees	1st	Men					1			1
			Women					0			0
			Total	0	0	0	0	1	0	0	1
40.0501 Chemistry, General	07 Masters degrees	1st	Men					2			2
			Women					6			6
			Total	0	0	0	0	8	0	0	8
40.0601 Geology/Earth Science, General	07 Masters degrees	1st	Men					1			1
			Women					4			4
			Total	0	0	0	0	5	0	0	5
40.0801 Physics, General	07 Masters degrees	1st	Men					5			5
			Women					3			3
			Total	0	0	0	0	8	0	0	8
52.0101 Business/Commerce, General	07 Masters degrees	1st	Men					1			1
			Women					3			3
			Total	0	0	0	0	4	0	0	4
52.0201 Business Administration and Management, General	07 Masters degrees	1st	Men					1			1
			Women					4			4
			Total	0	0	0	0	5	0	0	5
52.0801 Finance, General	07 Masters degrees	1st	Men					1			1
			Women					3			3
			Total	0	0	0	0	4	0	0	4
11.0101 Computer and Information Sciences, General	09 Doctors degrees	1st	Men					2			2
			Women					0			0
			Total	0	0	0	0	2	0	0	2
14.0701 Chemical Engineering	09 Doctors degrees	1st	Men					0			0
			Women					1			1
			Total	0	0	0	0	1	0	0	1
14.0801 Civil Engineering, General	09 Doctors degrees	1st	Men					0			0
			Women					0			0
			Total	0	0	0	0	0	0	0	0
26.1302 Marine Biology and Biological	09 Doctors degrees	1st	Men					3			3
			Women					1			1

Oceanography	Total	0	0	0	0	4	0	0	4
--------------	-------	---	---	---	---	---	---	---	---

**GRAND TOTAL BY FIRST MAJOR**

99.0000 Summary Grand Totals	Award Level	Nonresident alien	Black,non-Hispanic	American Indian or Alaskan Native	Asian or Pacific Islander	Hispanic	White,non-hispanic	Race/ethnicity unknown	Total	PY Total
Bachelors degrees	05									
Men		0	0	0	0	621	0	0	621	760
Women		0	0	0	0	764	0	0	764	815
Total		0	0	0	0	1385	0	0	1385	1575
Masters degrees	07									
Men		0	0	0	0	84	0	0	84	114
Women		0	0	0	0	88	0	0	88	93
Total		0	0	0	0	172	0	0	172	207
Doctors degrees	09									
Men		0	0	0	0	5	0	0	5	4
Women		0	0	0	0	2	0	0	2	2
Total		0	0	0	0	7	0	0	7	6
Grand Total Men		0	0	0	0	710	0	0	710	
Grand Total Women		0	0	0	0	854	0	0	854	
Grand Total		0	0	0	0	1564	0	0	1564	
PY Grand Total Men		0	0	0	0	878	0	0		878
PY Grand Total Women		0	0	0	0	910	0	0		910
PY Grand Total		0	0	0	0	1788	0	0		1788

**GRAND TOTAL BY SECOND MAJOR**

99.0000 Summary Grand Totals	Award Level	Nonresident alien	Black,non-Hispanic	American Indian or Alaskan Native	Asian or Pacific Islander	Hispanic	White,non-hispanic	Race/ethnicity unknown	Total	PY Total
Grand Total Men		0	0	0	0	0	0	0	0	
Grand Total Women		0	0	0	0	0	0	0	0	
Grand Total		0	0	0	0	0	0	0	0	
PY Grand Total Men		0	0	0	0	0	0	0		0

PY Grand Total Women	0	0	0	0	0	0	0	0
PY Grand Total	0	0	0	0	0	0	0	0

---

[Print Form\(s\)](#)

[Go back](#)



# Estudiantes en General 2005

## Estudiantes Año 2005

		Frequency	Percent	Valid Percent	Cumulative Percent
Valid	Selected	1564	100.0	100.0	100.0

## Estudiantes Año 2005 por Género

		Frequency	Percent	Valid Percent	Cumulative Percent
Valid	Femenino	854	54.6	54.6	54.6
	Masculino	710	45.4	45.4	100.0
	Total	1564	100.0	100.0	

# Completions Survey 2005-2006 UPR-Mayaguez

CIP_CODE				Género	
				Femenino	Masculino
				Count	Count
1.0000	Agriculture, General	Total	3	5	
		Bachelor's	3	5	
1.0102	Agribusiness/Agricultural Business Operations	Total	3	0	
		Bachelor's	3	0	
1.0103	Agricultural Economics	Total	2	1	
		Bachelor's	0	1	
		Master's	2	0	
1.0801	Agricultural and Extension Education Services	Total	0	3	
		Bachelor's	0	1	
		Master's	0	2	
1.0901	Animal Sciences, General	Total	16	20	
		Bachelor's	16	19	
		Master's	0	1	
1.1099	Food Sciences and Technology, Other	Total	6	0	
		Master's	6	0	
1.1102	Agronomy and Crop Science	Total	13	11	
		Bachelor's	10	8	
		Master's	3	3	
1.1103	Horticultural Science	Total	6	6	
		Bachelor's	5	6	
		Master's	1	0	

CIP_CODE				Género	
				Femenino	Masculino
				Count	Count
1.1105	Plant Protection and Integrated Pest Management	Total	7	2	
		Bachelor's	4	1	
		Master's	3	1	
1.1201	Soil Science and Agronomy, General	Total	5	7	
		Bachelor's	2	3	
		Master's	3	4	
11.0101	Computer and Information Sciences, General	Total	0	2	
		Doctorate	0	2	
11.0501	Computer Systems Analysis/Analyst	Total	16	17	
		Bachelor's	16	17	
11.0701	Computer Science	Total	4	13	
		Bachelor's	3	12	
		Master's	1	1	
13.1301	Agricultural Teacher Education	Total	10	7	
		Bachelor's	6	7	
		Master's	4	0	
13.1305	English/Language Arts Teacher Education	Total	0	2	
		Master's	0	2	
13.1311	Mathematics Teacher Education	Total	3	1	
		Bachelor's	3	1	
13.1314	Physical Education Teaching and Coaching	Total	7	13	
		Bachelor's	7	13	
14.0301	Agricultural/Biological Engineering and Bioprocessing	Total	1	8	
		Bachelor's	1	8	
14.0701	Chemical Engineering	Total	57	29	
		Bachelor's	51	29	
		Master's	5	0	
		Doctorate	1	0	
14.0801	Civil Engineering, General	Total	45	90	
		Bachelor's	37	74	
		Master's	8	16	
14.0901	Computer Engineering, General	Total	18	46	
		Bachelor's	14	40	
		Master's	4	6	
14.1001	Electrical, Electronics and Communications Engineering	Total	32	107	
		Bachelor's	30	95	
		Master's	2	12	

CIP_CODE				Género	
				Femenino	Masculino
				Count	Count
14.1901	Mechanical Engineering	Total	31	88	
		Bachelor's	29	80	
		Master's	2	8	
14.3501	Industrial Engineering	Total	63	21	
		Bachelor's	60	17	
		Master's	3	4	
15.1102	Surveying Technology/Surveying	Total	0	8	
		Bachelor's	0	8	
15.1501	Engineering/Industrial Management	Total	0	2	
		Master's	0	2	
16.0104	Comparative Literature	Total	2	0	
		Bachelor's	2	0	
16.0901	French Language and Literature	Total	1	1	
		Bachelor's	1	1	
16.0905	Spanish Language and Literature	Total	12	3	
		Bachelor's	9	1	
		Master's	3	2	
23.0101	English Language and Literature, General	Total	10	3	
		Bachelor's	10	3	
26.0101	Biology, General	Total	90	40	
		Bachelor's	78	36	
		Master's	12	4	
26.0502	Microbiology, General	Total	37	12	
		Bachelor's	37	12	
26.1201	Biotechnology	Total	8	5	
		Bachelor's	8	5	
26.1302	Marine Biology and Biological Oceanography	Total	3	5	
		Master's	2	2	
		Doctorate	1	3	
27.0101	Mathematics, General	Total	0	2	
		Bachelor's	0	1	
		Master's	0	1	
27.0301	Applied Mathematics	Total	1	1	
		Master's	1	1	
27.0501	Statistics, General	Total	0	1	
		Master's	0	1	
31.0301	Parks, Recreation and Leisure Studies	Total	1	3	
		Bachelor's	1	3	

				Género	
				Femenino	Masculino
				Count	Count
CIP_CODE	38.0101	Philosophy	Total	2	1
			Bachelor's	2	1
	40.0101	Physical Sciences	Total	1	4
			Bachelor's	1	4
	40.0501	Chemistry, General	Total	37	10
			Bachelor's	31	8
			Master's	6	2
	40.0601	Geology, Earth Science, General	Total	8	3
			Bachelor's	4	2
			Master's	4	1
	40.0801	Physics, General	Total	3	7
			Bachelor's	0	2
			Master's	3	5
	42.0101	Psychology, General	Total	51	9
			Bachelor's	51	9
	45.0101	Social Sciences, General	Total	14	9
			Bachelor's	14	9
	45.0601	Economics, General	Total	6	2
			Bachelor's	6	2
	45.1001	Political Science and Government, General	Total	16	11
			Bachelor's	16	11
	45.1101	Sociology	Total	11	0
			Bachelor's	11	0
	50.0702	Fine/Studio Arts, General	Total	10	5
			Bachelor's	10	5
	50.0703	Art History, Criticism and Conservation	Total	1	2
			Bachelor's	1	2
	51.0913	Athletic Training/Trainer	Total	0	2
			Bachelor's	0	2
	51.1102	Pre-Medicine/Pre-Medical Studies	Total	9	3
			Bachelor's	9	3
	51.1601	Nursing-Registered Nurse Training (RN, ASN, BSN, MSN)	Total	34	3
			Bachelor's	34	3
	52.0101	Business/Commerce, General	Total	3	1
			Master's	3	1
	52.0201	Business Administration and Management, General	Total	13	12
			Bachelor's	9	11
			Master's	4	1

				Género	
				Femenino	Masculino
				Count	Count
CIP_CODE	52.0301	Accounting	Total	22	5
			Bachelor's	22	5
	52.0401	Administrative Assistant and Secretarial Science, General	Total	30	1
			Bachelor's	30	1
	52.0801	Finance, General	Total	24	12
			Bachelor's	21	11
			Master's	3	1
	52.1001	Human Resources Management/Personnel Administration, General	Total	22	5
			Bachelor's	22	5
	52.1401	Marketing/Marketing Management, General	Total	19	14
			Bachelor's	19	14
	54.0101	History, General	Total	5	4
			Bachelor's	5	4

## Bachillerato 2005

### Estudiantes de Bachillerato Año 2005

		Frequency	Percent	Valid Percent	Cumulative Percent
Valid	Selected	1385	100.0	100.0	100.0

### Estudiantes de Bachillerato por Género, Año 2005

		Frequency	Percent	Valid Percent	Cumulative Percent
Valid	Femenino	764	55.2	55.2	55.2
	Masculino	621	44.8	44.8	100.0
	Total	1385	100.0	100.0	

## Maestría 2005

### Estudiantes de Maestría Año 2005

		Frequency	Percent	Valid Percent	Cumulative Percent
Valid	Selected	172	100.0	100.0	100.0

### Estudiantes de Maestría por Género, Año 2005

		Frequency	Percent	Valid Percent	Cumulative Percent
Valid	Femenino	88	51.2	51.2	51.2
	Masculino	84	48.8	48.8	100.0
	Total	172	100.0	100.0	

## Doctorado 2005

### Estudiantes de Doctorado Año 2005

		Frequency	Percent	Valid Percent	Cumulative Percent
Valid	Selected	7	100.0	100.0	100.0

### Estudiantes de Doctorado por Género, Año 2005

		Frequency	Percent	Valid Percent	Cumulative Percent
Valid	Femenino	2	28.6	28.6	28.6
	Masculino	5	71.4	71.4	100.0
	Total	7	100.0	100.0	

## Sheila Marty

---

**From:** ipedshelp@rti.org  
**Sent:** Monday, October 03, 2005 10:59 AM  
**To:** Irmannette Torres Lugo  
**Subject:** IPEDS Survey: Completions

The data for Completions for INSTITUTION: UNIVERSITY OF PUERTO RICO-MAYAGUEZ 243197 was locked on 10/3/2005. The Department of Education's National Center for Education Statistics would like to thank you for your participation in the 2005-06 &nbsp;Falldata collection. Please be sure that you have locked all applicable surveys for this collection period.



## Lock Survey

Your survey data for Completions, 2005-06 Fall collection were locked on 10/3/2005.

These data are now read-only.

Use the **Printable Data** option on the **Surveys** page if you wish to print out a copy of your submission.

The Department of Education's National Center for Education Statistics would like to thank you for your participation in the 06 Fall data collection. Please be sure that you have locked ALL applicable surveys for this collection period.

**[AM I DONE? Click here for answer](#)**

[Return to Surveys Page](#)