

Institution: University of Puerto Rico-Mayaguez (243197)
 User ID: P2431971

Overview

Institutional Characteristics Overview

Welcome to the Institutional Characteristics (IC) component. This component collects important information about your institution's mission, student services, and student charges.

Much of the data reported on IC appear on College Navigator, which is updated once after IC data has been finally reviewed. Thus, errors may stay on College Navigator for a full year.

Additionally, the cost of attendance data are used to calculate the net price of attendance in the Student Financial Aid component. This has important implications for what students see about your institution, and also for the College Affordability and Transparency Center's lists. **Revisions or changes to costs can ONLY be made in the Student Financial Aid component and not in the prior year revision system.**

Remember, it is the responsibility of the keyholder to submit accurate data about the institution. Please contact the IPEDS Help Desk for clarifications to make sure that you are reporting correctly.

Changes to This Year's IC Component:

- All of the Part B Admissions questions have been moved to the new Admissions (ADM) component. A screening question on IC-Header will determine if your institution is required to complete ADM in the Winter Collection.
- Estimated enrollment numbers were part of the admissions questions in IC, but was not moved to the new ADM component. Starting this year, IPEDS will no longer collect estimated enrollment numbers.
- A new question on the services and programs for military servicemembers and veterans has been added and placed in Part B of IC, which used to have the admissions questions.

Common Errors

Quality control reviews of past IC data indicate frequently made errors. Please review the common errors below to ensure accurate reporting. Additional common errors or tips can be found in the New Keyholder Handbook under Resources.

- Question 2 should only be marked 'YES' if your institution is **EXCLUSIVELY** distance education. Do not mark 'YES' if your courses/programs are also available in person.
- Do not try to outsmart fatal errors; this is falsifying data. Contact the Help Desk to override, or fix, the data.
- Make sure you understand ALL definitions before responding to questions. For example, make sure that you are reporting for an 'ACADEMIC YEAR' or 'PROGRAM' as defined by IPEDS.

To download the survey materials for this component: [Survey Materials](#)

To access your prior year data submission for this component: [Reported Data](#)


Part A - Mission Statement and Distance Education

1. Provide the institution's mission statement or a web address (URL) where the mission statement can be found. Typed statements are limited to 2,000 characters or less. The mission statement will be available to the public on College Navigator.

Mission Statement URL:

Please begin URL with "http://" or "https://"

Mission Statement

 2. Are all the programs at your institution offered exclusively via distance education?

Yes

No

Part B - Services and Programs for Servicemembers and Veterans

1. Which of the following are available to veterans, military servicemembers, or their families?

- Yellow Ribbon Program (officially known as Post-9/11 GI Bill, Yellow Ribbon Program)
- Credit for military training
- Dedicated point of contact for support services for veterans, military servicemembers, and their families
- Recognized student veteran organization
- Member of Servicemembers Opportunity Colleges
- None of the above



You may use the space below to provide context for the data you've reported above. These context notes will be posted on the College Navigator website, and should be written to be understood by students and parents.

For more information, see <http://www.uprm.edu/registrar/veteranos.php>

Part C - Student Services - Special Learning Opportunities

1. Does your institution accept any of the following? [Check all that apply]

- Dual credit (college credit earned while in high school)
- Credit for life experiences
- Advanced placement (AP) credits
- None of the above

2. What types of special learning opportunities are offered by your institution? [Check all that apply]

- ROTC
 - Army
 - Navy
 - Air Force
- Study abroad
- Weekend/evening college
- Teacher certification (for the elementary, middle school/junior high, or secondary level)
 - Do **not** include certifications to teach at the postsecondary level.
 - Students can complete their preparation in certain areas of specialization
 - Students must complete their preparation at another institution for certain areas of specialization
 - This institution is approved by the state for the initial certification or licensure of teachers
- None of the above

3. If your institution grants a bachelor's degree or higher but does not offer a full 4-year program of study at the undergraduate level, how many years of completed college-level work are required for entrance?

Number of years

Select One

Part C - Student Services - Distance Opportunities

4. Which of the following selected student services are offered by your institution? [Check all that apply]

- Remedial services
- Academic/career counseling services
- Employment services for current students
- Placement services for program completers
- On-campus day care for children of students
- None of the above

5. Does your institution have its own library or are you financially supporting a shared library with another postsecondary education institution?

- Have our own library
- Do not have our own library but contribute financial support to a shared library
- Neither of the above

6. Indicate whether or not any of the following alternative tuition plans are offered by your institution.

- No
 - Yes
- Tuition guarantee
 - Prepaid tuition plan
 - Tuition payment plan
 - Other (specify in box below)

7. Please indicate at what level(s) your institution offers distance education opportunities (courses and/or programs).

- Undergraduate
- Graduate
- The institution does not offer distance education opportunities


You may use the space below to provide context for the alternative tuition plans you've reported above. These context notes will be posted on the College Navigator website, and should be written to be understood by students and parents.

For more information, see <http://www.uprm.edu/recaudaciones/>

Part C - Disability Service

Please indicate the percentage of all undergraduate students enrolled during fall 2013 who were formally registered as students with disabilities with the institution's office of disability services (or the equivalent office).

<input checked="" type="radio"/>	3 percent or less	
<input type="radio"/>	More than 3 percent:	%

 You may use the space below to provide context for the data you've reported above. These context notes will be posted on the College Navigator website, and should be written to be understood by students and parents.

For more information, see <http://www.uprm.edu/cms/index.php/page/85>

Part D - Student Charges Questions

1. Are all full-time, first-time degree/certificate-seeking students required to live on campus or in institutionally-controlled housing?

If you answer **Yes** to this question, you will not be asked to report off-campus room and board in the price of attendance (D11).

This is only a screening question, and your response does not show up on College Navigator.

*If you make any exceptions to this rule, and have even one first-time, full-time student living off-campus, please answer **No** so that this does not cause conflicts with the Student Financial Aid survey. Making changes to the SFA component is very difficult and may lead to inaccurate reporting for your institution.*

No

Yes, and we do not make **ANY** (even one) exceptions to this rule

2. Does your institution charge different tuition for in-district, in-state, or out-of-state students?

If you answer **Yes** to this question, you will be expected to report tuition amounts for in-district, in-state, and out-of-state students.

*Please only select **Yes** if you really charge different tuition rates, or you will be reporting the same numbers 3 times.*

No

Yes

3. Does your institution offer institutionally-controlled housing (either on or off campus)?

If you answer **Yes** to this question, you will be expected to specify a housing capacity, and to report a room charge or a combined room and board charge (D10).

No

Yes

Specify housing capacity for academic year 2014-15

4. Do you offer board or meal plans to your students?

If you answer **Yes** to this question, you will be expected to report a board charge or combined room and board charge (D10).

No

Yes - Enter the number of meals per week in the maximum meal plan available

Yes - Number of meals per week can vary (e.g., students' charge meals against a meal card)

Part D - Undergraduate Student Charges

If the institution charges an application fee, indicate the amount.

	Amount	Prior year
<u>Undergraduate application fee</u>	20	20

5. Charges to full-time undergraduate students for the full academic year 2014-15

Please be sure to report an average tuition that includes all students at all levels (freshman, sophomore, etc.).

	In-district	Prior year	In-state	Prior year	Out-of-state	Prior year
All full-time undergraduates						
Average tuition	1,850	1,751	1,850	1,751	3,892	3,892
Required fees	144	149	144	149	144	149

6. Per credit hour charge for part-time undergraduate students

Please be sure to report an average per credit tuition that includes all students at all levels (freshman, sophomore, etc.).

	In-district	Prior year	In-state	Prior year	Out-of-state	Prior year
Per credit hour charge	55	55	55	55	114	114

Part D - Graduate Student Charges

If the institution charges an application fee, indicate the amount.

	Amount	Prior year
Graduate application fee	25	25

*Please do not include tuition for Doctor's Degree – Professional Practice programs.
 Data for those programs are collected separately.*

7. Charges to full-time graduate students for the full academic year 2014-15

	In-district	Prior year	In-state	Prior year	Out-of-state	Prior year
Average tuition	2,448	2,333	2,448	2,333	4,339	4,339
Required fees	149	149	149	149	149	149


8. Per credit hour charge for part-time graduate students


	In-district	Prior year	In-state	Prior year	Out-of-state	Prior year
Per credit hour charge	137	137	137	137	241	241


Part D - Student Charges - Price of Attendance

11. Cost of attendance for full-time, first-time undergraduate students:

Please enter the amounts requested below. These data will be made available to the public on College Navigator. If your institution participates in any Title IV programs (Pell, Stafford, etc.), you must complete all information. **Estimates of expenses for books and supplies, room and board, and other expenses are those from the Cost of Attendance report used by the financial aid office in determining financial need. Please talk to your financial aid office to get these numbers, to ensure that you are reporting correctly.**

 If the **2014-15 tuition and/or fees as reported on this page** for full-time, first-time students are covered by a tuition guarantee program, check the applicable box(es) under 'Tuition Guarantee'. Additionally, please indicate the maximum % increase that is guaranteed. *These numbers are expected to be fairly small. Please contact the Help Desk if you are confused about these values and how to report them.*

Charges for full academic year	2011-12	2012-13	2013-14	2014-15	 Tuition Guarantee (check only if applicable to entering students in 2014-15)	Guaranteed increase %
Published tuition and required fees:						
In-district						
Tuition	1,802	1,870	1,870	1,870	<input type="checkbox"/>	
Required fees	949	949	149	149	<input type="checkbox"/>	
Tuition + fees total	2,751	2,819	2,019	2,019		
In-state						
Tuition	1,802	1,870	1,870	1,870	<input type="checkbox"/>	
Required fees	949	949	149	149	<input type="checkbox"/>	
Tuition + fees total	2,751	2,819	2,019	2,019		
Out-of-state						
Tuition	3,336	3,892	3,892	3,892	<input type="checkbox"/>	
Required fees	949	949	149	149	<input type="checkbox"/>	
Tuition + fees total	4,285	4,841	4,041	4,041		
Books and supplies	1,825	1,825	1,825	1,825		
Off-campus (not with family):						
Room and board	8,280	8,280	8,280	8,280		
Other expenses	2,125	2,125	2,125	2,125		
Room and board and other expenses	10,405	10,405	10,405	10,405		
Off-campus (with family):						
Other expenses	2,900	2,900	2,900	2,900		

 You may use the space below to provide context for the data you've reported above. These context notes will be posted on the College Navigator website, and should be written to be understood by students and parents.

Non residents(out of state) students who are US citizens will be charged other fee and additional amount, equal to the minimum tuition that a resident of Puerto Rico would pay at a state institution in the resident's place of origin.

Part E - Athletic Association

1. Is this institution a member of a national athletic association?

- No
- Yes - Check all that apply
- National Collegiate Athletic Association (NCAA)
 - National Association of Intercollegiate Athletics (NAIA)
 - National Junior College Athletic Association (NJCAA)
 - United States Collegiate Athletic Association (USCAA)
 - National Christian College Athletic Association (NCCAA)
 - Other

2. If this institution is a member of the NCAA or NAIA, specify the conference FOR EACH SPORT using the pull down menu.

Sport	NCAA or NAIA member		Conference
	<input type="radio"/> No	<input type="radio"/> Yes-Specify	
Football	<input checked="" type="radio"/> No	<input type="radio"/> Yes-Specify	Select One
Basketball	<input type="radio"/> No	<input checked="" type="radio"/> Yes-Specify	Division II Independents
Baseball	<input checked="" type="radio"/> No	<input type="radio"/> Yes-Specify	Select One
Cross country and/or track	<input type="radio"/> No	<input checked="" type="radio"/> Yes-Specify	Division II Independents

Prepared by

This survey component was prepared by:

<input checked="" type="radio"/> Keyholder	<input type="radio"/> SFA Contact	<input type="radio"/> HR Contact
<input type="radio"/> Finance Contact	<input type="radio"/> Academic Library Contact	<input type="radio"/> Other
Name: Sheila Marty-Rodriguez		
Email: sheila.marty-rodriguez@upr.edu		

How long did it take to prepare this survey component?	hours	minutes
--	-------	---------

The name of the preparer is being collected so that we can follow up with the appropriate person in the event that there are questions concerning the data. The Keyholder will be copied on all email correspondence to other preparers.

The time it took to prepare this component is being collected so that we can continue to improve our estimate of the reporting burden associated with IPEDS. Please include in your estimate the time it took for you to review instructions, query and search data sources, complete and review the component, and submit the data through the Data Collection System.

Thank you for your assistance.

Summary**Institutional Characteristics Component Summary
Academic Year Reporters**

IPEDS collects important information regarding your institution. All data reported in IPEDS survey components become available in the IPEDS Data Center and appear as aggregated data in various Department of Education reports. Additionally, some of the reported data appears specifically for your institution through the College Navigator website and is included in your institution's Data Feedback Report (DFR). The purpose of this summary is to provide you an opportunity to view some of the data that, when accepted through the IPEDS quality control process, will appear on the College Navigator website and/or your DFR. College Navigator is updated approximately three months after the data collection period closes and Data Feedback Reports will be available through the [Data Center](#) and sent to your institution's CEO in November 2015.

Please review your data for accuracy. If you have questions about the data displayed below after reviewing the data reported on the survey screens, please contact the IPEDS Help Desk at: 1-877-225-2568 or ipedshelp@rti.org.

GENERAL INFORMATION

Mission Statement	http://www.uprm.edu/about/
Are all the programs at your institution offered completely via distance education?	No
Special Learning Opportunities	ROTC (Army Air Force) Study abroad Teacher certification (below the postsecondary level)
Student Services	Remedial services Academic/career counseling services Employment services for current students Placement services for program completers
Credit Accepted	Dual credit (college credit earned while in high school) Advanced placement (AP) credits
Undergraduate students enrolled who are formally registered with office of disability services	3 percent or less

PRICING INFORMATION

Estimated expenses for academic year for full-time, first-time students	2011-12	2012-13	2013-14	2014-15
In-district tuition and fees	\$2,751	\$2,819	\$2,019	\$2,019
In-state tuition and fees	\$2,751	\$2,819	\$2,019	\$2,019
Out-of-state tuition and fees	\$4,285	\$4,841	\$4,041	\$4,041
Books and supplies	\$1,825	\$1,825	\$1,825	\$1,825
Off-campus room and board	\$8,280	\$8,280	\$8,280	\$8,280
Off-campus other expenses	\$2,125	\$2,125	\$2,125	\$2,125
Off-campus with family other expenses	\$2,900	\$2,900	\$2,900	\$2,900
Average undergraduate student tuition and fees for academic year 2014-15	Tuition		Fees	
In-district	\$1,850		\$144	
In-state	\$1,850		\$144	
Out-of-state	\$3,892		\$144	
Average graduate student tuition and fees for academic year 2014-15	Tuition		Fees	
In-district	\$2,448		\$149	
In-state	\$2,448		\$149	
Out-of-state	\$4,339		\$149	
Alternative tuition plans	Tuition payment plan			

Institutional Characteristics

University of Puerto Rico-Mayaguez (243197)

There are no errors for the selected survey and institution.

Institution: University of Puerto Rico-Mayaguez (243197) User ID: P2431971

Completions Overview

Welcome to the IPEDS Completions survey component. The Completions component is one of several IPEDS components that is conducted during the Fall data collection period. It collects the number of degrees and certificates awarded by field of study, level of award, race/ethnicity, and gender. The reporting period for the Completions component is during the 12-month time period beginning July 1 of the previous calendar year and ending June 30 of the current calendar year; therefore, for this year's Completions component, the reporting period is between July 1, 2013 and June 30, 2014. The Completions component is also collecting the number of students (e.g., completers) who earned awards between July 1, 2013 and June 30, 2014.

Completions Common Errors

Some common completions component errors include the following:

- Including award levels on your current year Completions that were not reported on your previous year's (PY) Institutional Characteristics (IC). [Award levels in the PY IC component cannot be changed; therefore, contact the IPEDS Help Desk at 1-877-225-2568 if you need assistance.]
- Forgetting to select CIP codes for new programs of study that are offered by the institution, but do not have completions for the reporting period.
- Forgetting to enter in zero in at least one of the cells for CIP codes that do not have completions.

Recent Changes

- The following question on **distance education** has been added to the bottom of each individual "CIP Data" screen:
"Is this program offered as a distance education program?"
- The following two screens, which collect data specifically on students were added to this component, beginning in the 2012-13 survey year:
 - **"All Completers"** - Collects the number of students who earned an award between July 1, 2013 and June 30, 2014 by gender and race/ethnicity. (The intent of this screen is to collect an **unduplicated count** of total numbers of completers.)
 - **"Completers by Level"** - Collects the number of students who earned an award between July 1, 2013 and June 30, 2014 by award level and 1) by gender; 2) by race/ethnicity; and 3) by age.
- The definition for Post-baccalaureate Certificate has changed slightly for the 2014-15 collection. The new definition is as follows: **An award that requires completion of an organized program of study beyond the bachelor's. It is designed for persons who have completed a baccalaureate degree, but does not meet the requirements of a master's degree.**

NOTE: Even though Teacher Preparation certificate programs may require a bachelor's degree for admission, they are considered sub-baccalaureate undergraduate programs, and students in these programs are undergraduate students.

General Information

CIP Codes:

The [CIP 2010 Website](#) includes a list of new CIP codes, a list of deleted CIP codes, a list of moved CIP Codes, and an online crosswalk of the 2000 CIP and 2010 CIP.

The Resources Page of the CIP 2010 website contains many valuable resources including:

- CIP 2010 Manual and copies of previous editions of the CIP Manual
- Crosswalk between the 2000 CIP codes and the 2010 CIP codes in Excel format

Keep in mind that some information provided by institutions on the Completions component appear in the [College Navigator](#), which is a major tool used by consumers searching for information about postsecondary education. It is therefore vitally important that you include accurate information about your institution.

Survey materials can be downloaded using the following link: [Survey Materials](#).

The prior year revision system can be accessed using the following link: [Prior Year Revision System](#)

All Completers

Institutions must report the following information. (Some data will be pre-populated from the completions by CIP code data.)

All Completers

Number of students by gender and race and ethnicity earning an award between July 1, 2013 and June 30, 2014. Count each student only once, regardless of how many awards he/she earned. The intent of this screen is to collect an unduplicated count of total numbers of *completers*.

- Report Hispanic/Latino individuals of any race as Hispanic/Latino
- Report race for non-Hispanic/Latino individuals only

	Men		Women		Total Students
	Number of Students	Total Awards	Number of Students	Total Awards	
<u>Nonresident alien</u>	<input type="text" value="28"/>	28	<input type="text" value="21"/>	21	49
<u>Hispanic/Latino</u>	<input type="text" value="872"/>	893	<input type="text" value="890"/>	910	1,762
<u>American Indian or Alaska Native</u>	<input type="text"/>	0	<input type="text"/>	0	0
<u>Asian</u>	<input type="text"/>	0	<input type="text"/>	0	0
<u>Black or African American</u>	<input type="text"/>	0	<input type="text"/>	0	0
<u>Native Hawaiian or Other Pacific Islander</u>	<input type="text"/>	0	<input type="text"/>	0	0
<u>White</u>	<input type="text"/>	0	<input type="text"/>	0	0
<u>Two or more races</u>	<input type="text"/>	0	<input type="text"/>	0	0
<u>Race and ethnicity unknown</u>	<input type="text"/>	0	<input type="text"/>	0	0
TOTAL	900	921	911	931	1,811
PY TOTAL	906		951		1,857

Completers by Level

Institutions must report the following information. This screen will be shown for each of the following award categories for which completions have been reported:

- Less than 1-year certificates
- At least 1 but less than 4-year certificates
- Associate's degrees
- Bachelor's degrees
- Master's degrees
- Doctor's degrees
- Postbaccalaureate and post-master's certificates

Bachelor's degrees

Number of students by gender, by race and ethnicity, and by age earning this award between July 1, 2013 and June 30, 2014. Each student should be counted once per award level. For example, if a student earned a master's degree and a doctor's degree, he/she should be counted once in master's and once in doctor's. A student earning two master's degrees should be counted only once.

- Report Hispanic/Latino individuals of any race as Hispanic/Latino
- Report race for non-Hispanic/Latino individuals only

	Number of Students	Total Awards
By Gender		
Men	<input type="text" value="800"/>	821
Women	<input type="text" value="832"/>	852
TOTAL	1,632	1,673
PY TOTAL	1,654	

By Race/Ethnicity

<u>Nonresident alien</u>	<input type="text" value="3"/>	3
<u>Hispanic/Latino</u>	<input type="text" value="1,629"/>	1,670
<u>American Indian or Alaska Native</u>	<input type="text"/>	0
<u>Asian</u>	<input type="text"/>	0
<u>Black or African American</u>	<input type="text"/>	0
<u>Native Hawaiian or Other Pacific Islander</u>	<input type="text"/>	0

	<input type="text"/>	
<u>White</u>	<input type="text"/>	0
Two or more races	<input type="text"/>	0
<u>Race and ethnicity unknown</u>	<input type="text"/>	0
TOTAL	1,632	1,673

--	--	--

By Age		
Under 18	<input type="text" value="2"/>	
18-24	<input type="text" value="1,261"/>	
25-39	<input type="text" value="367"/>	
40 and Above	<input type="text" value="2"/>	
Age Unknown	<input type="text"/>	
TOTAL	1,632	1,673

Completers by Level

Institutions must report the following information. This screen will be shown for each of the following award categories for which completions have been reported:

- Less than 1-year certificates
- At least 1 but less than 4-year certificates
- Associate's degrees
- Bachelor's degrees
- Master's degrees
- Doctor's degrees
- Postbaccalaureate and post-master's certificates

Master's degrees

Number of students by gender, by race and ethnicity, and by age earning this award between July 1, 2013 and June 30, 2014. Each student should be counted once per award level. For example, if a student earned a master's degree and a doctor's degree, he/she should be counted once in master's and once in doctor's. A student earning two master's degrees should be counted only once.

- Report Hispanic/Latino individuals of any race as Hispanic/Latino
- Report race for non-Hispanic/Latino individuals only

	Number of Students	Total Awards
By Gender		
Men	<input type="text" value="89"/>	89
Women	<input type="text" value="72"/>	72
TOTAL	161	161
PY TOTAL	176	

By Race/Ethnicity

<u>Nonresident alien</u>	<input type="text" value="36"/>	36
<u>Hispanic/Latino</u>	<input type="text" value="125"/>	125
<u>American Indian or Alaska Native</u>	<input type="text" value="0"/>	0
<u>Asian</u>	<input type="text" value="0"/>	0
<u>Black or African American</u>	<input type="text" value="0"/>	0
<u>Native Hawaiian or Other Pacific Islander</u>	<input type="text" value="0"/>	0

	<input type="text"/>	
<u>White</u>	<input type="text"/>	0
Two or more races	<input type="text"/>	0
<u>Race and ethnicity unknown</u>	<input type="text"/>	0
TOTAL	161	161

--	--	--

By Age		
Under 18	<input type="text"/>	
18-24	7	
25-39	147	
40 and Above	7	
Age Unknown	<input type="text"/>	
TOTAL	161	161

Completers by Level

Institutions must report the following information. This screen will be shown for each of the following award categories for which completions have been reported:

- Less than 1-year certificates
- At least 1 but less than 4-year certificates
- Associate's degrees
- Bachelor's degrees
- Master's degrees
- Doctor's degrees
- Postbaccalaureate and post-master's certificates

Doctor's degrees

Number of students by gender, by race and ethnicity, and by age earning this award between July 1, 2013 and June 30, 2014. Each student should be counted once per award level. For example, if a student earned a master's degree and a doctor's degree, he/she should be counted once in master's and once in doctor's. A student earning two master's degrees should be counted only once.

- Report Hispanic/Latino individuals of any race as Hispanic/Latino
- Report race for non-Hispanic/Latino individuals only

	Number of Students	Total Awards
By Gender		
Men	<input type="text" value="11"/>	11
Women	<input type="text" value="7"/>	7
TOTAL	18	18
PY TOTAL	27	
By Race/Ethnicity		
<u>Nonresident alien</u>	<input type="text" value="10"/>	10
<u>Hispanic/Latino</u>	<input type="text" value="8"/>	8
<u>American Indian or Alaska Native</u>	<input type="text" value=""/>	0
<u>Asian</u>	<input type="text" value=""/>	0
<u>Black or African American</u>	<input type="text" value=""/>	0
<u>Native Hawaiian or Other Pacific Islander</u>	<input type="text" value=""/>	0

	<input type="text"/>	
<u>White</u>	<input type="text"/>	0
Two or more races	<input type="text"/>	0
<u>Race and ethnicity unknown</u>	<input type="text"/>	0
TOTAL	18	18

--	--	--

By Age		
Under 18	<input type="text"/>	
18-24	<input type="text"/>	
25-39	15	
40 and Above	3	
Age Unknown	<input type="text"/>	
TOTAL	18	18

Prepared by

This survey component was prepared by:

<input type="radio"/>	Keyholder	<input type="radio"/>	SFA Contact	<input type="radio"/>	HR Contact
<input type="radio"/>	Finance Contact	<input type="radio"/>	Academic Library Contact	<input type="radio"/>	Other

Name:

Email:

How long did it take to prepare this survey component?	<input type="text"/>	hours	<input type="text"/>	minutes
--	----------------------	-------	----------------------	---------

The name of the preparer is being collected so that we can follow up with the appropriate person in the event that there are questions concerning the data. The Keyholder will be copied on all email correspondence to other preparers.

The time it took to prepare this component is being collected so that we can continue to improve our estimate of the reporting burden associated with IPEDS. Please include in your estimate the time it took for you to review instructions, query and search data sources, complete and review the component, and submit the data through the Data Collection System.

Thank you for your assistance.

Summary

IPEDS collects important information regarding your institution. All data reported in IPEDS survey components become available in the IPEDS Data Center and appear as aggregated data in various Department of Education reports. Additionally, some of the reported data appears specifically for your institution through the College Navigator website and is included in your institution's Data Feedback Report (DFR). The purpose of this summary is to provide you an opportunity to view some of the data that, when accepted through the IPEDS quality control process, will appear on the College Navigator website and/or your DFR. College Navigator is updated approximately three months after the data collection period closes and Data Feedback Reports will be available through the [Data Center](#) and sent to your institution's CEO in November 2015.

Please review your data for accuracy. If you have questions about the data displayed below after reviewing the data reported on the survey screens, please contact the IPEDS Help Desk at: 1-877-225-2568 or ipedshelp@rti.org.

Summary of Completions Data

Award Level	Number of Completions	
	1 st major	2 nd major
<u>Bachelors degree or equivalent</u>	1,673	0
<u>Master's degree</u>	161	0
<u>Doctor's degree - research/scholarship</u>	18	0
Total number of degrees and certificates	1,852	

Summary of Completers Data

	Number of Students		
	Men	Women	Total
All Completers	900	911	1,811

Completions

University of Puerto Rico-Mayaguez (243197)

Source	Description	Severity	Resolved	Options
Global Edits				
Perform Edits	Your institution reported in the prior year Institutional Characteristics survey that it offers undergraduate distance education opportunities (courses and/or programs), but you did not respond "Yes" to the distance education program question for any CIP code (award levels 1 to 5). Please correct your data or explain if your institution does not offer full programs via distance education. (Error #10585)	Explanation	Yes	
Reason:	Our institution does not offer full programs via distance education. We only offer some courses in 'hybrid' mode; that's means some hours by distance and the others face to face.			
Perform Edits	Your institution reported in the prior year Institutional Characteristics survey that it offers graduate distance education opportunities (courses and/or programs), but you did not respond "Yes" to the distance education program question for any CIP code (award levels 6 to 19). Please correct your data or explain if your institution does not offer full programs via distance education. (Error #10587)	Explanation	Yes	
Reason:	Our institution does not offer full programs via distance education. We only offer some courses in 'hybrid' mode; that's means some hours by distance and the others face to face.			
Perform Edits	Current year completions (30) are outside the expected range when compared to completions reported in the prior year (14) for: Women, 2-digit field (50), award level (5). Please correct your data or explain. (Error #10505)	Explanation	Yes	
Reason:	This data has been check and validated.			

12-month Enrollment 2014-15

Institution: University of Puerto Rico-Mayaguez (243197)
User ID: P2431971

Overview screen

12-month Enrollment Overview

The 12-Month Enrollment component collects unduplicated student enrollment counts and instructional activity data for an entire 12-month period. Using the instructional activity data reported, a full-time equivalent (FTE) student enrollment at the undergraduate and graduate level is estimated. Institutions with Doctor's-professional practice students will also report the FTE enrollment of those students. NCES uses the FTE enrollment to produce indicators such as expenses by function per FTE as reported in the IPEDS Data Feedback Report.

Data Reporting Reminders:

- All institutions must now use the July 1 - June 30 reporting period. There is no longer the option of using the September 1 - August 31 reporting period.

Resources:

To download the survey materials for this component: [Survey Materials](#)

To access your prior year data submission for this component: [Reported Data](#)

If you have questions about completing this survey, please contact the **IPEDS Help Desk at 1-877-225-2568**.

Undergraduate Instructional Activity Type

Undergraduate instructional activity data in Part B may be reported in units of contact hours or credit hours.

Which instructional activity units will you use to report undergraduate instructional activity?

Please note that any graduate level instructional activity must be reported in credit hours.

- Contact hours
- Credit hours
- Both contact and credit hours (some undergraduate programs measured in contact hours and some measured in credit hours)

You may use the space below to provide context for the data you've reported above.

Part A - Unduplicated Count

12-month Unduplicated Count by Race/Ethnicity and Gender

July 1, 2013 - June 30, 2014

Race/Ethnicity Reporting Reminder:

- Report Hispanic/Latino individuals of any race as Hispanic/Latino
- Report race for non-Hispanic/Latino individuals only
- Even though Teacher Preparation certificate programs may require a bachelor's degree for admission, they are considered subbaccalaureate undergraduate programs, and students in these programs are undergraduate students.

Graduate Student Reporting Reminder:

- Report all postbaccalaureate degree and certificate students as graduate students, including any doctor's-professional practice students (formerly first-professional)

Men


Students enrolled for <u>credit</u>	<u>Undergraduate students</u>	<u>Graduate students</u>
<u>Nonresident alien</u>	7	59
<u>Hispanic/Latino</u>	6,123	512
<u>American Indian or Alaska Native</u>		
<u>Asian</u>		
<u>Black or African American</u>		
<u>Native Hawaiian or Other Pacific Islander</u>		
<u>White</u>		
<u>Two or more races</u>		
<u>Race and ethnicity unknown</u>		
Total men	6,130	571
Total men prior year	6,049	559

Women

Students enrolled for <u>credit</u>	<u>Undergraduate students</u>	<u>Graduate students</u>
<u>Nonresident alien</u>	5	42
<u>Hispanic/Latino</u>	5,400	423
<u>American Indian or Alaska Native</u>		
<u>Asian</u>		
<u>Black or African American</u>		
<u>Native Hawaiian or Other Pacific Islander</u>		
<u>White</u>		
<u>Two or more races</u>		
<u>Race and ethnicity unknown</u>		
Total women	5,405	465
Total women prior year	5,479	471

Grand total (2013-14)

Prior year data:

Unduplicated headcount (2012-13)	11,528	1,030
 Total enrollment Fall 2013	10,944	894

NOTE: Grand total (2013-14) calculated above is expected to be greater than Total enrollment Fall 2013.

Part B - Instructional Activity

12-month Instructional Activity

July 1, 2013 - June 30, 2014

Instructional Activity Reporting Reminder:

- Instructional activity is used to calculate an IPEDS FTE based on the institution's reported calendar system.
- Graduate credit hour activity should not include any doctor's-professional practice activity, the total of those students' FTE is entered separately instead.

FTE Reporting Reminder:

- Institutions need not report their own calculations of undergraduate or graduate FTE unless IPEDS FTE calculations would be misleading for comparison purposes among all IPEDS reporting institutions.

	2013-14 total activity	Prior year data
Instructional Activity		
Undergraduate level:		
Credit hour activity	320,789	324,432
Graduate level:		
Credit hour activity	9,746	9,262

Calendar system (as reported on the prior year IC Header survey component): **Semester**

If the IPEDS calculated FTE estimates below are not reasonable, **AND** you have reported the correct instructional activity hours above, enter your best FTE estimate in the "Institution reported FTE" column below and save the page. This option should be used **ONLY** if the calculated estimate is not reasonable for your institution and IPEDS comparisons.

Please provide your best estimate of undergraduate and graduate FTE for the 12-month reporting period **only if the calculated FTE estimate below is not reasonable for IPEDS comparison purposes:**

	Calculated FTE 2013-14	Institution reported FTE 2013-14	Prior year FTE 2012-13
Undergraduate student FTE	10,693	10,693	10,814
Graduate student FTE	406	406	386
Total FTE students	11,099	11,099	11,200

Prepared by

This survey component was prepared by:

<input checked="" type="radio"/> Keyholder	<input type="radio"/> SFA Contact	<input type="radio"/> HR Contact
<input type="radio"/> Finance Contact	<input type="radio"/> Academic Library Contact	<input type="radio"/> Other
Name: Sheila Marty-Rodriguez		
Email: sheila.marty-rodriguez@upr.edu		

How long did it take to prepare this survey component?	hours	minutes
--	-------	---------

The name of the preparer is being collected so that we can follow up with the appropriate person in the event that there are questions concerning the data. The Keyholder will be copied on all email correspondence to other preparers.

The time it took to prepare this component is being collected so that we can continue to improve our estimate of the reporting burden associated with IPEDS. Please include in your estimate the time it took for you to review instructions, query and search data sources, complete and review the component, and submit the data through the Data Collection System.

Thank you for your assistance.

Summary screen**12-Month Enrollment Component Summary**

IPEDS collects important information regarding your institution. All data reported in IPEDS survey components become available in the IPEDS Data Center and appear as aggregated data in various Department of Education reports. Additionally, some of the reported data appears specifically for your institution through the College Navigator website and is included in your institution's Data Feedback Report (DFR). The purpose of this summary is to provide you an opportunity to view some of the data that, when accepted through the IPEDS quality control process, will appear on the College Navigator website and/or your DFR. College Navigator is updated approximately three months after the data collection period closes and Data Feedback Reports will be available through the [Data Center](#) and sent to your institution's CEO in November 2015.

Please review your data for accuracy. If you have questions about the data displayed below after reviewing the data reported on the survey screens, please contact the IPEDS Help Desk at: 1-877-225-2568 or ipedshelp@rti.org.

12-Month Unduplicated Headcount and Full-Time Equivalent Students

Total 12-month unduplicated headcount		12,571
	Undergraduate student unduplicated headcount	11,535
	Graduate student unduplicated headcount	1,036
Total 12-month full-time equivalent (FTE) student enrollment		11,099
	Undergraduate student FTE	10,693
	Graduate student FTE	406

12-month Enrollment

University of Puerto Rico-Mayaguez (243197)

There are no errors for the selected survey and institution.