

**University of Puerto Rico-Mayagüez
Office of Institutional Research and Planning**

IPEDS Fall Collection 2007-2008

**Institutional Characteristics
Completions
12 Month Enrollment**

October 31, 2007

Institutional Characteristics 2007-08
--

Institution: University of Puerto Rico-Mayaguez (243197)

User ID: P72431971

Part A - Educational Offerings**1. Which of the following types of instruction/programs are offered by your institution? [Check one or more]***If your institution does not offer occupational, academic or continuing professional programs, you are not expected to complete this or any other IPEDS survey.*

- Occupational**, may lead to a certificate, degree, or other formal award
 - Academic**, leading to a certificate, degree, or diploma
 - Continuing professional** (postbaccalaureate only)
 - Recreational or avocational (leisure) programs**
 - Adult basic** or remedial instruction or high school equivalency
 - Secondary (high school)**
-

Institution: University of Puerto Rico-Mayaguez (243197)


User ID: P72431971

Part A - Mission Statement

2. Please enter your institution's mission statement or a web address (URL) where your mission statement can be found. Mission statements provided manually must be limited to 3,000 characters or less. If your mission statement is lengthy but available electronically, please provide the web address in the space provided. The mission statement will be available to the public on the College Opportunities Online Locator (IPEDS COOL) website.

Mission Statement URL: [http:// www.uprm.edu/about/](http://www.uprm.edu/about/)

Mission Statement



Institution: University of Puerto Rico-Mayaguez (243197)

User ID: P72431971

Part B - Organization - Control and Level**1. What is your institutional control or affiliation?** **Public - Specify**

Primary control

State

Secondary control (if applicable)

Select One

 Private for-profit **Private not-for-profit independent (no religious affiliation)** **Private not-for-profit religious affiliation - Specify**

Select One

2. What award levels are offered by your institution? [Check all that apply]Award
Level**BELOW THE BACCALAUREATE:**

- 1 Postsecondary award, certificate, or diploma of less than one academic year
- less than 900 contact or clock hours, or
 - less than 30 semester or trimester credit hours, or
 - less than 45 quarter credit hours
- 2 Postsecondary award, certificate, or diploma of at least one but less than two academic years
- at least 900 but less than 1800 contact or clock hours, or
 - at least 30 but less than 60 semester or trimester credit hours, or
 - at least 45 but less than 90 quarter credit hours
- 3 Associate's degree
- 4 Postsecondary award, certificate, or diploma of at least two but less than four academic years
- 1800 or more contact or clock hours, or
 - 60 or more semester or trimester credit hours, or
 - 90 or more quarter credit hours

BACCALAUREATE AND ABOVE:

- 5 Bachelor's degree or equivalent
- 6 Postbaccalaureate certificate
- 7 Master's degree
- 8 Post-master's certificate
- 9 Doctor's degree
- 10 First-professional degree
- 11 First-professional certificate (Post-degree)
- 12 Other; please specify in the Caveats box

CAVEATS

--	--

Institution: University of Puerto Rico-Mayaguez (243197)

User ID: P72431971

Part B - Organization - Calendar System

Your response to the next question determines how your institution reports Graduation Rates data in the Spring and how you report student charges in Part D of this survey.

If your calendar system is different from prior year or requires a change, please contact the Help Desk at 1-877-225-2568.

3. What is the predominant calendar system at the institution? [Choose one]

Standard academic terms

Checking one of these systems determines that your institution will provide Graduation Rates data based on a FALL COHORT and student charges based on a FULL ACADEMIC YEAR

- Semester
- Quarter
- Trimester
- 4-1-4 or similar plan
- Other academic calendar

Other calendar system

Checking one of the following determines that your institution will provide Graduation Rates data based on a FULL YEAR COHORT and student charges data will be requested by PROGRAM.

- Differs by program
 - Continuous basis (every 2 weeks, monthly, or other period)
-

Institution: University of Puerto Rico-Mayaguez (243197)

User ID: P72431971

Part B - Organization - Student Enrollment

4. Does your institution enroll any of the following types of students?

Include all levels that your institution offers, even if there are no students currently enrolled at that level.

The answers to these questions determine which screens will be generated for reporting academic year tuition charges, and for reporting Fall Enrollment during the Winter and Spring collections. Additionally, checking Yes for full-time, first-time, degree/certificate-seeking undergraduate students determines that your institution must report pricing information for these students (on the IC survey) and Student Financial Aid information in the Spring collection. The reported full- and part-time 2006 Fall Enrollment counts are provided for your reference.

	Full-time		FT PY Enrollment		Part-time		PT PY Enrollment	
<u>Undergraduate (academic or occupational programs)</u>	<input type="radio"/> No	<input checked="" type="radio"/> Yes	10,348	<input type="radio"/> No	<input checked="" type="radio"/> Yes	957		
<u>First-time, degree/certificate-seeking undergraduate</u>	<input type="radio"/> No	<input checked="" type="radio"/> Yes	2,123	<input type="radio"/> No	<input checked="" type="radio"/> Yes	116		
<u>Graduate</u>	<input type="radio"/> No	<input checked="" type="radio"/> Yes	901	<input type="radio"/> No	<input checked="" type="radio"/> Yes	174		
<u>First-professional</u>	<input checked="" type="radio"/> No	<input type="radio"/> Yes		<input checked="" type="radio"/> No	<input type="radio"/> Yes			

Estimated 2007 Fall Enrollment

Please provide an early estimate of your institution's fall enrollment for all levels offered at your institution as indicated above for full- and part-time students. Estimates should be based on the definitions used in the IPEDS Enrollment component submitted in the Winter or Spring collection. These data will NOT appear in IPEDS COOL (College Opportunities Online Locator), but will be made available in the IPEDS Peer Analysis System.

	Full-time	Part-time	Total
<u>Undergraduate (academic or occupational programs)</u>	<input type="text" value="10,846"/>	<input type="text" value="932"/>	11,778
<u>Number of undergraduates, those who are first-time, degree/certificate-seeking students</u>	<input type="text" value="2,380"/>	<input type="text" value="85"/>	2,465
<u>Graduate</u>	<input type="text" value="921"/>	<input type="text" value="161"/>	1,082
<u>First-Professional</u>	<input type="text" value="0"/>	<input type="text" value="0"/>	0

5. For academic year 2001-02, did your institution have any full-time first-time degree/certificate-seeking students enrolled in programs at the baccalaureate level or below?

If you answer Yes to this question, you will be required to provide Graduation Rates data for 2001-02 in the Spring collection. If you answer No to this question, please indicate the reason you are not required to report Graduation Rates for the cohort year requested. If you reported any full-time, first-time degree/certificate-seeking undergraduates on the 2001-02 Enrollment survey, the data will be preloaded below.

- No
 - This institution did not enroll full-time, first-time (undergraduate) students.
 - This institution did not offer programs at or below the baccalaureate level.
 - This institution was not in operation in 2001-02
- Yes

Cohort from 2001-02 Enrollment of full-time, first-time degree/certificate-seeking students (GRS Cohort)

2,032

6. System, Governing Board or Corporate Structure (please see instructions for reporting System or Corporate data.)

If your institution is a part of a system, select yes and enter name of system. If you need assistance, contact the Help Desk at 1-877-225-2568. You will not be able to lock your submission if this question is blank.

- This institution is NOT a part of a system or corporate entity.
- This institution is a part of a system or corporate entity.

Specify name of the system or corporate entity.

University of Puerto Rico

Institution: University of Puerto Rico-Mayaguez (243197)

User ID: P72431971

Part C - Admission Requirements and Services - Open Admission

1. Does your institution have an open admission policy for all or most entering first-time degree/certificate-seeking undergraduate-level students?

If you answer No to this question you will be expected to answer additional questions (C2, C3, and C4) on your admissions procedures.

Yes

No

CAVEATS

Part B. Accreditation: Our Engineering programs are accredited by the American Board of Engineering and Technology (ABET) and our Chemistry programs are recognized by the American Chemical Society (ACS).

Institution: University of Puerto Rico-Mayaguez (243197)

User ID: P72431971

Part C - Admission Requirements and Services - Admission Considerations

2. Please select the option that best describes how your institution uses any of the following data in its undergraduate selection process.

Admission Considerations	Required	Recommended	Neither Required nor Recommended	Don't Know
Secondary school GPA	<input checked="" type="radio"/>	<input type="radio"/>	<input type="radio"/>	<input type="radio"/>
Secondary school rank	<input type="radio"/>	<input type="radio"/>	<input checked="" type="radio"/>	<input type="radio"/>
Secondary school record	<input checked="" type="radio"/>	<input type="radio"/>	<input type="radio"/>	<input type="radio"/>
Completion of college-preparatory program	<input type="radio"/>	<input type="radio"/>	<input checked="" type="radio"/>	<input type="radio"/>
Recommendations	<input type="radio"/>	<input type="radio"/>	<input checked="" type="radio"/>	<input type="radio"/>
Formal demonstration of competencies (e.g., portfolios, certificates of mastery, assessment instruments)	<input type="radio"/>	<input type="radio"/>	<input checked="" type="radio"/>	<input type="radio"/>
<u>Admission test scores</u>				
(SAT / ACT)	<input type="radio"/>	<input type="radio"/>	<input checked="" type="radio"/>	<input type="radio"/>
Other Test (Wonderlic, WISC-III, etc.)	<input checked="" type="radio"/>	<input type="radio"/>	<input type="radio"/>	<input type="radio"/>
<u>TOEFL (Test of English as a Foreign Language)</u>	<input type="radio"/>	<input type="radio"/>	<input checked="" type="radio"/>	<input type="radio"/>

Institution: University of Puerto Rico-Mayaguez (243197)

User ID: P72431971

Part C - Admission Requirements and Services - Selection Process

3. Please provide the number of first-time, degree/certificate-seeking undergraduate students who applied, were admitted, and enrolled (full or part time) at your institution for the most recent Fall period available. Include early decision, early action, and students who began studies during the summer prior to that fall. See instructions for further information.



Select reporting period: Fall 2006 Fall 2007

	Men	Women	Total
Number of <u>applicants</u>	1,707	1,583	3,290
Number of <u>admissions</u>	1,295	1,269	2,564
Number enrolled <u>full time</u>	1,218	1,162	2,380
Number enrolled <u>part time</u>	37	48	85

4. If test scores are required for admission for your enrolled first-time, degree/certificate-seeking undergraduate students please provide the following information: the number and percentage of students submitting SAT/ACT scores and the 25th and 75th percentile scores for each test. Provide SAT writing test scores only if used for admission, even if scores are collected from students. DO NOT convert test scores; scores must be reported separately. Provide data for the most recent group of students for which data are available; include new students admitted the summer prior to that fall.

Select reporting period Fall 2006 Fall 2007 Test scores NOT required

Number submitting <u>SAT</u> scores	2,465
Percent submitting SAT scores	100
Number submitting <u>ACT</u> scores	
Percent submitting ACT scores	

	25th Percentile	75th Percentile
SAT Critical Reading	527	631
SAT Math	560	694
SAT Writing	 <input type="text"/>	 <input type="text"/>
ACT Composite	<input type="text"/>	<input type="text"/>
ACT English	<input type="text"/>	<input type="text"/>
ACT Math	<input type="text"/>	<input type="text"/>
CAVEATS		

Admission index is based on scores for the CEEB aptitude tests. Test scores reported above for SAT Critical Reading and SAT Math are the scores for the CEEB Verbal and Math Aptitude tests, respectively.

Institution: University of Puerto Rico-Mayaguez (243197)

User ID: P72431971

Part C - Admission Requirements and Services - Special Learning Opportunities

5. Does your institution accept any of the following? [Check all that apply]

- Dual credit** (college credit earned while in high school)
- Credit for life experiences**
- Advanced placement (AP) credits**
- None of the above**

6. What types of special learning opportunities are offered by your institution? [Check all that apply]

- Distance learning opportunities (e-learning)**
 - ROTC**
 - Army** **Navy** **Air Force**
 - Study abroad**
 - Weekend/evening college**
 - Teacher certification (below the postsecondary level)**
 - Students can complete their preparation in certain areas of specialization**
 - Students must complete their preparation at another institution for certain areas of specialization**
 - This institution is approved by the state for the initial certification or licensure of teachers**
 - None of the above**
-

Institution: University of Puerto Rico-Mayaguez (243197)

User ID: P72431971

Part C - Admission Requirements and Services - Student Services

7. If your institution grants a bachelor's degree or higher but does not offer a full 4-year program of study at the undergraduate level, how many years of completed college-level work are required for entrance?

Number of years

Select One

8. Which of the following selected students services are offered by your institution? [Check all that apply]

- Remedial services
- Academic/career counseling services
- Employment services for current students
- Placement services for program completers
- On-campus day care for children of students
- None of the above

9. Does your institution have its own library or are you financially supporting a shared library with another postsecondary education institution?

- Have our own library
 - Do not have our own library but contribute financial support to a shared library
 - Neither of the above
-

Institution: University of Puerto Rico-Mayaguez (243197)

User ID: P72431971

Part D - Student Charges Questions

3. Are all full-time, first-time degree/certificate-seeking students required to live on campus or in institutionally-controlled housing?

If you answer Yes to this question, you will not be asked to report off-campus room and board in the price of attendance (D13).

- No
 Yes

4. Does your institution charge different tuition for in-district, in-state, or out-of-state students?

If you answer Yes to this question, you will be expected to report tuition amounts for in-district, in-state, and out-of-state students.

- No
 Yes

5. Does your institution offer institutionally-controlled housing (either on or off campus)?

If you answer Yes to this question, you will be expected to specify a housing capacity, and to report a room charge or a combined room and board charge (D12 and D13).

- No
 Yes

Specify housing capacity for academic year 2007-08

6. Do you offer board or meal plans to your students?

If you answer Yes to this question, you will be expected to report a board charge or combined room and board charge (D12 and D13).

- No
 Yes - Number of meals per week in the maximum meal plan offered

- Yes - Number of meals per week can vary (for example, student receives a meal card and charges meals against the card)
-

Institution: University of Puerto Rico-Mayaguez (243197)

User ID: P72431971

Part D - Undergraduate Student Charges

If your institution charges an application fee for admission, indicate the amount.

	Amount	Prior year
<u>Undergraduate application fee</u>	<input type="text" value="20"/>	20

7. Charges to full-time undergraduate students for the full academic year 2007-08

	<u>In-district</u>	Prior year	<u>In-state</u>	Prior year	<u>Out-of-state</u>	Prior year
All full-time <u>undergraduates</u>						
<u>Average tuition</u>	<input type="text" value="1,723"/>	1,558	<input type="text" value="1,723"/>	1,558	<input type="text" value="3,596"/>	3,043
<u>Required fees</u>	<input type="text" value="149"/>	149	<input type="text" value="149"/>	149	<input type="text" value="149"/>	149

8. Per credit hour charge for part-time undergraduate students

	<u>In-district</u>	Prior year	<u>In-state</u>	Prior year	<u>Out-of-state</u>	Prior year
<u>Per credit hour charge</u>	<input type="text" value="45"/>	40	<input type="text" value="45"/>	40	<input type="text" value="150"/>	133

Institution: University of Puerto Rico-Mayaguez (243197)

User ID: P72431971

Part D - Graduate Student Charges

If your institution charges an application fee for admission, indicate the amount.

	Amount	Prior year
<u>Graduate application fee</u>	<input type="text" value="25"/>	20

9. Charges to full-time graduate students for the full academic year 2007-08

	<u>In-district</u>	Prior year	<u>In-state</u>	Prior year	<u>Out-of-state</u>	Prior year
Average tuition	<input type="text" value="2,227"/>	1,998	<input type="text" value="2,227"/>	1,998	<input type="text" value="5,237"/>	4,506
Required fees	<input type="text" value="149"/>	149	<input type="text" value="149"/>	149	<input type="text" value="149"/>	149

10. Per credit hour charge for part-time graduate students

	<u>In-district</u>	Prior year	<u>In-state</u>	Prior year	<u>Out-of-state</u>	Prior year
Per credit hour charge	<input type="text" value="113"/>	100	<input type="text" value="113"/>	100	<input type="text" value="327"/>	290

Institution: University of Puerto Rico-Mayaguez (243197)

User ID: P72431971

Part D - Student Charges - Price of Attendance**13. Price of attendance for full-time, first-time undergraduate students:**

Please enter the amounts requested below. These data will be made available to the public on the IPEDS COOL (College Opportunities Online Locator) Web site. Data for prior years may be corrected. If your institution participates in any Title IV programs (Pell, Stafford, etc.), you must complete all information for the current year. Leave items that do not apply blank and the system will fill in as "not applicable" or indicate that more information is needed. Estimates of expenses for books and supplies, room and board, and other expenses are those from the Cost of Attendance report used by your financial aid office for determining financial need.

Charges for full academic year	2005-06	2006-07	2007-08
Published tuition and required fees:			
<u>In-district</u>	1,707	1,707	1,872
<u>In-state</u>	1,707	1,707	1,872
<u>Out-of-state</u>	3,341	3,341	3,745
<u>Books and supplies</u>	1,320	1,320	1,520
Off campus (not with family):			
<u>Room and board</u>	6,620	6,620	7,580
<u>Other expenses</u>	1,585	1,585	1,680
Off campus (with family):			
<u>Other expenses</u>	2,170	2,170	2,355

Caveat (will be posted on the IPEDS College Opportunities Online Locator website)

Tuition is based on cost per credit hour of \$45 for in-district and in-state students; and a cost per credit hour of \$150 for out-of-state students. Required fees (\$149) for all students include: Maintenance fee - \$94, Technology fee - \$50 & ID Card

Institution: University of Puerto Rico-Mayaguez (243197)

User ID: P72431971

Part E - Additional Information - Athletic Association

1. Is this institution a member of a national athletic association?

- No
- Yes - Check all that apply
 - National Collegiate Athletic Association (NCAA)
 - National Association of Intercollegiate Athletics (NAIA)
 - National Junior College Athletic Association (NJCAA)
 - United States Collegiate Athletic Association (USCAA)
 - National Christian College Athletic Association (NCCAA)
 - Other

2. If this institution is a member of the NCAA or NAIA, specify the conference FOR EACH SPORT using the droplist.

Sport	NCAA or NAIA member		Conference
Football	<input checked="" type="radio"/> No	<input type="radio"/> Yes-Specify	Select One
Basketball	<input type="radio"/> No	<input checked="" type="radio"/> Yes-Specify	Division II Independents
Baseball	<input checked="" type="radio"/> No	<input type="radio"/> Yes-Specify	Select One
Cross country and/or track	<input type="radio"/> No	<input checked="" type="radio"/> Yes-Specify	Division II Independents

Institution: University of Puerto Rico-Mayaguez (243197)

User ID: P72431971

Explanation Report					
Number	Source	Location	Description	Severity	Accepted
Screen: Selection Process					
1	Row 26 Column 2	Screen Entry	You reported the number of students submitting SAT test scores but you did not enter percentiles. Please explain or fix.	Explanation	Yes
Reason:	Students do not submit writing test scores for admission purposes.				
2	Row 26 Column 3	Screen Entry	You reported the number of students submitting SAT test scores but you did not enter percentiles. Please explain or fix.	Explanation	Yes
Reason:	Students do not submit writing test scores for admission purposes.				

Print Form(s)

GoBack

Additional Documentation for Institutional Characteristics 2007-08

Part B: Organization – Student Enrollment

Data Source: Master List (Lista Maestra) for Sem I 07-08, extracted by Ing. Leo Vélez

File Name: uprm_ipedsfall07-08_instchar.xls

Particulars: -Includes all students enrolled in first semester of 2007-08; created Excel pivot tables (attached) of student degree status by academic load for all students and for first-time degree seeking only

Part C: Admission Requirements

Data Source: -UPRM Admissions office (applicants and admissions by gender)
-Master List (Lista Maestra) for Sem I 07-08, extracted by Ing. Leo Vélez (enrolled by gender)

File Name: uprm_ipedsfall07-08_instchar.xls

Particulars: -Numbers of enrolled students are reported from the Master List rather than the file from UPRM Admissions office as these are considered the official enrollment figures (see pivot table for B-4)
-Percentile ranks for CEEB Verbal and Mathematics aptitude tests calculated in Excel

Part D: Undergraduate Student Charges

Data Source: -UPRM Economic Assistance Office “Presupuesto de Gastos para el Año Académico 2007-2008; Estudiantes Sub-graduados de Nuevo Ingreso con Carga Académica a Tiempo Completo” (attached)
-UPRM Accounts Receivable Office “Tarifas de Matrícula y Cargos por Conceptos Relacionados para los Estudiantes de la UPR” (attached, and available also at <http://www.uprm.edu/recaudaciones/pdf/costos07-08.pdf>)

File Name: n/a

Particulars: - Average tuition for all undergraduate students (D-7) are the figures estimated as average for NEW students from the Economic Assistance office
-this is a UPR system-wide reporting practice as per communication from the Puerto Rico Higher Education Council (CESPR; see section on Communication from CESPR and UPR)
-Average tuition for in-district and in-state students is calculated as \$1,723 by subtracting required fees (\$149) from the figure reported for tuition and other fees (matrícula y otros depositos - \$1,872)
-required fees (full year) include \$94 maintenance fee, \$50 technology fee, and \$5 ID card fee

Completions 2007-08

Institution: University of Puerto Rico-Mayaguez (243197)**User ID: P72431971**

CIPCODE	Award Level	Major	Gender	Non Resident Alien"	Black, non-Hispanic	American Indian or Alaskan Native	Asian or Pacific Islander	Hispanic	White, non-hispanic	Race/ethnicity unknown
01.0000	5		Men	0	0	0	0	9	0	0
Agriculture, General	Bachelor's degree	1	Women	0	0	0	0	7	0	0
			Total	0	0	0	0	16	0	0
01.0102	5		Men	0	0	0	0	1	0	0
Agribusiness/Agricultural Business Operations	Bachelor's degree	1	Women	0	0	0	0	1	0	0
			Total	0	0	0	0	2	0	0
01.0103	5		Men	0	0	0	0	0	0	0
Agricultural Economics	Bachelor's degree	1	Women	0	0	0	0	2	0	0
			Total	0	0	0	0	2	0	0
01.0103	7		Men	0	0	0	0	1	0	0
Agricultural Economics	Master's degree	1	Women	0	0	0	0	0	0	0
			Total	0	0	0	0	1	0	0
01.0299	5		Men	0	0	0	0	6	0	0
Agricultural Mechanization, Other	Bachelor's degree	1	Women	0	0	0	0	4	0	0
			Total	0	0	0	0	10	0	0
01.0801	5		Men	0	0	0	0	2	0	0
Agricultural and Extension Education Services	Bachelor's degree	1	Women	0	0	0	0	5	0	0
			Total	0	0	0	0	7	0	0
01.0801	7		Men	0	0	0	0	1	0	0
Agricultural and Extension Education Services	Master's degree	1	Women	0	0	0	0	0	0	0
			Total	0	0	0	0	1	0	0
01.0901	5		Men	0	0	0	0	14	0	0
Animal Sciences, General	Bachelor's degree	1	Women	0	0	0	0	20	0	0
			Total	0	0	0	0	34	0	0
01.0901	7		Men	0	0	0	0	2	0	0
Animal Sciences, General	Master's degree	1	Women	2	0	0	0	3	0	0
			Total	2	0	0	0	5	0	0
01.1099	7		Men	1	0	0	0	1	0	0
Food Science and Technology, Other	Master's degree	1	Women	3	0	0	0	3	0	0
			Total	4	0	0	0	4	0	0
01.1102	5		Men	0	0	0	0	12	0	0
Agronomy and Crop Science	Bachelor's degree	1	Women	0	0	0	0	6	0	0
			Total	0	0	0	0	18	0	0
01.1102	7		Men	2	0	0	0	1	0	0
Agronomy and Crop Science	Master's degree	1	Women	1	0	0	0	0	0	0
			Total	3	0	0	0	1	0	0
01.1103	5		Men	0	0	0	0	9	0	0
Horticultural Science	Bachelor's degree	1	Women	0	0	0	0	8	0	0
			Total	0	0	0	0	17	0	0
01.1103	7		Men	0	0	0	0	1	0	0

Horticultural Science	Master's degree	1	Women	0	0	0	0	2	0	0
			Total	0	0	0	0	3	0	0
01.1105	5		Men	0	0	0	0	1	0	0
Plant Protection and Integrated Pest Management	Bachelor's degree	1	Women	0	0	0	0	2	0	0
			Total	0	0	0	0	3	0	0
01.1105	7		Men	0	0	0	0	0	0	0
Plant Protection and Integrated Pest Management	Master's degree	1	Women	0	0	0	0	1	0	0
			Total	0	0	0	0	1	0	0
01.1201	5		Men	0	0	0	0	0	0	0
Soil Science and Agronomy, General	Bachelor's degree	1	Women	0	0	0	0	1	0	0
			Total	0	0	0	0	1	0	0
01.1201	7		Men	1	0	0	0	1	0	0
Soil Science and Agronomy, General	Master's degree	1	Women	0	0	0	0	2	0	0
			Total	1	0	0	0	3	0	0
11.0101	9		Men	1	0	0	0	1	0	0
Computer and Information Sciences, General	Doctor's degree	1	Women	0	0	0	0	0	0	0
			Total	1	0	0	0	1	0	0
11.0501	5		Men	1	0	0	0	13	0	0
Computer Systems Analysis/Analyst	Bachelor's degree	1	Women	0	0	0	0	7	0	0
			Total	1	0	0	0	20	0	0
11.0701	5		Men	0	0	0	0	4	0	0
Computer Science	Bachelor's degree	1	Women	0	0	0	0	4	0	0
			Total	0	0	0	0	8	0	0
11.0701	7		Men	2	0	0	0	0	0	0
Computer Science	Master's degree	1	Women	1	0	0	0	1	0	0
			Total	3	0	0	0	1	0	0
13.1301	5		Men	0	0	0	0	4	0	0
Agricultural Teacher Education	Bachelor's degree	1	Women	0	0	0	0	3	0	0
			Total	0	0	0	0	7	0	0
13.1301	7		Men	0	0	0	0	1	0	0
Agricultural Teacher Education	Master's degree	1	Women	0	0	0	0	3	0	0
			Total	0	0	0	0	4	0	0
13.1305	7		Men	0	0	0	0	0	0	0
English/Language Arts Teacher Education	Master's degree	1	Women	0	0	0	0	7	0	0
			Total	0	0	0	0	7	0	0
13.1311	5		Men	0	0	0	0	2	0	0
Mathematics Teacher Education	Bachelor's degree	1	Women	0	0	0	0	2	0	0
			Total	0	0	0	0	4	0	0
13.1314	5		Men	1	0	0	0	13	0	0
Physical Education Teaching and Coaching	Bachelor's degree	1	Women	0	0	0	0	9	0	0
			Total	1	0	0	0	22	0	0
14.0701	5		Men	0	0	0	0	21	0	0
Chemical Engineering	Bachelor's degree	1	Women	0	0	0	0	46	0	0
			Total	0	0	0	0	67	0	0

14.0701	7		Men	1	0	0	0	0	0	0
Chemical Engineering	Master's degree	1	Women	0	0	0	0	1	0	0
			Total	1	0	0	0	1	0	0
14.0701	9		Men	1	0	0	0	0	0	0
Chemical Engineering	Doctor's degree	1	Women	0	0	0	0	0	0	0
			Total	1	0	0	0	0	0	0
14.0801	5		Men	0	0	0	0	78	0	0
Civil Engineering, General	Bachelor's degree	1	Women	0	0	0	0	38	0	0
			Total	0	0	0	0	116	0	0
14.0801	7		Men	5	0	0	0	12	0	0
Civil Engineering, General	Master's degree	1	Women	1	0	0	0	3	0	0
			Total	6	0	0	0	15	0	0
14.0801	9		Men	3	0	0	0	2	0	0
Civil Engineering, General	Doctor's degree	1	Women	0	0	0	0	0	0	0
			Total	3	0	0	0	2	0	0
14.0901	5		Men	0	0	0	0	40	0	0
Computer Engineering, General	Bachelor's degree	1	Women	0	0	0	0	16	0	0
			Total	0	0	0	0	56	0	0
14.0901	7		Men	5	0	0	0	6	0	0
Computer Engineering, General	Master's degree	1	Women	2	0	0	0	3	0	0
			Total	7	0	0	0	9	0	0
14.1001	5		Men	1	0	0	0	105	0	0
Electrical, Electronics and Communications Engineering	Bachelor's degree	1	Women	0	0	0	0	38	0	0
			Total	1	0	0	0	143	0	0
14.1001	7		Men	3	0	0	0	8	0	0
Electrical, Electronics and Communications Engineering	Master's degree	1	Women	3	0	0	0	1	0	0
			Total	6	0	0	0	9	0	0
14.1901	5		Men	0	0	0	0	100	0	0
Mechanical Engineering	Bachelor's degree	1	Women	0	0	0	0	24	0	0
			Total	0	0	0	0	124	0	0
14.1901	7		Men	5	0	0	0	2	0	0
Mechanical Engineering	Master's degree	1	Women	2	0	0	0	0	0	0
			Total	7	0	0	0	2	0	0
14.3501	5		Men	3	0	0	0	19	0	0
Industrial Engineering	Bachelor's degree	1	Women	0	0	0	0	42	0	0
			Total	3	0	0	0	61	0	0
14.3501	7		Men	1	0	0	0	2	0	0
Industrial Engineering	Master's degree	1	Women	2	0	0	0	1	0	0
			Total	3	0	0	0	3	0	0
15.1102	5		Men	0	0	0	0	14	0	0
Surveying Technology/Surveying	Bachelor's degree	1	Women	0	0	0	0	5	0	0
			Total	0	0	0	0	19	0	0
15.1501	7		Men	0	0	0	0	0	0	0
Engineering/Industrial Management	Master's degree	1	Women	0	0	0	0	1	0	0
			Total	0	0	0	0	1	0	0
16.0104	5		Men	0	0	0	0	1	0	0

Comparative Literature	Bachelor's degree	1	Women	0	0	0	0	6	0	0
			Total	0	0	0	0	7	0	0
			Men	0	0	0	0	0	0	0
16.0901	Bachelor's degree	1	Women	0	0	0	0	4	0	0
Total			0	0	0	0	4	0	0	
Men			0	0	0	0	1	0	0	
16.0905	Bachelor's degree	1	Women	0	0	0	0	7	0	0
Total			0	0	0	0	8	0	0	
Men			0	0	0	0	0	0	0	
16.0905	Master's degree	1	Women	0	0	0	0	2	0	0
Total			0	0	0	0	2	0	0	
Men			0	0	0	0	7	0	0	
23.0101	Bachelor's degree	1	Women	0	0	0	0	12	0	0
Total			0	0	0	0	19	0	0	
Men			0	0	0	0	29	0	0	
26.0101	Bachelor's degree	1	Women	0	0	0	0	88	0	0
Total			0	0	0	0	117	0	0	
Men			5	0	0	0	3	0	0	
26.0101	Master's degree	1	Women	9	0	0	0	8	0	0
Total			14	0	0	0	11	0	0	
Men			0	0	0	0	15	0	0	
26.0502	Bachelor's degree	1	Women	0	0	0	0	30	0	0
Total			0	0	0	0	45	0	0	
Men			0	0	0	0	6	0	0	
26.1201	Bachelor's degree	1	Women	0	0	0	0	11	0	0
Total			0	0	0	0	17	0	0	
Men			0	0	0	0	1	0	0	
26.1302	Master's degree	1	Women	2	0	0	0	5	0	0
Total			2	0	0	0	6	0	0	
Men			0	0	0	0	0	0	0	
26.1302	Doctor's degree	1	Women	0	0	0	0	0	0	0
Total			0	0	0	0	0	0	0	
Men			0	0	0	0	0	0	0	
27.0101	Bachelor's degree	1	Women	0	0	0	0	2	0	0
Total			0	0	0	0	2	0	0	
Men			1	0	0	0	0	0	0	
27.0101	Master's degree	1	Women	0	0	0	0	1	0	0
Total			1	0	0	0	1	0	0	
Men			1	0	0	0	0	0	0	
27.0301	Master's degree	1	Women	0	0	0	0	1	0	0
Total			1	0	0	0	1	0	0	
Men			2	0	0	0	0	0	0	
27.0501	Master's degree	1	Women	0	0	0	0	0	0	0
Total			2	0	0	0	0	0	0	
Men			0	0	0	0	1	0	0	
31.0301	Bachelor's degree	1	Women	0	0	0	0	1	0	0
Total			0	0	0	0	2	0	0	
Men			0	0	0	0	1	0	0	

38.0101	5		Men	0	0	0	0	3	0	0
Philosophy	Bachelor's	1	Women	0	0	0	0	1	0	0
	degree		Total	0	0	0	0	4	0	0
40.0101	5		Men	0	0	0	0	4	0	0
Physical Sciences	Bachelor's	1	Women	0	0	0	0	1	0	0
	degree		Total	0	0	0	0	5	0	0
40.0501	5		Men	0	0	0	0	21	0	0
Chemistry, General	Bachelor's	1	Women	0	0	0	0	25	0	0
	degree		Total	0	0	0	0	46	0	0
40.0501	7		Men	2	0	0	0	2	0	0
Chemistry, General	Master's	1	Women	6	0	0	0	3	0	0
	degree		Total	8	0	0	0	5	0	0
40.0601	5		Men	0	0	0	0	3	0	0
Geology/Earth Science, General	Bachelor's	1	Women	0	0	0	0	10	0	0
	degree		Total	0	0	0	0	13	0	0
40.0601	7		Men	0	0	0	0	1	0	0
Geology/Earth Science, General	Master's	1	Women	0	0	0	0	1	0	0
	degree		Total	0	0	0	0	2	0	0
40.0801	5		Men	0	0	0	0	10	0	0
Physics, General	Bachelor's	1	Women	0	0	0	0	1	0	0
	degree		Total	0	0	0	0	11	0	0
40.0801	7		Men	7	0	0	0	3	0	0
Physics, General	Master's	1	Women	1	0	0	0	1	0	0
	degree		Total	8	0	0	0	4	0	0
42.0101	5		Men	0	0	0	0	13	0	0
Psychology, General	Bachelor's	1	Women	0	0	0	0	44	0	0
	degree		Total	0	0	0	0	57	0	0
45.0101	5		Men	0	0	0	0	7	0	0
Social Sciences, General	Bachelor's	1	Women	0	0	0	0	12	0	0
	degree		Total	0	0	0	0	19	0	0
45.0601	5		Men	0	0	0	0	3	0	0
Economics, General	Bachelor's	1	Women	0	0	0	0	7	0	0
	degree		Total	0	0	0	0	10	0	0
45.1001	5		Men	0	0	0	0	18	0	0
Political Science and Government, General	Bachelor's	1	Women	0	0	0	0	20	0	0
	degree		Total	0	0	0	0	38	0	0
45.1101	5		Men	0	0	0	0	7	0	0
Sociology	Bachelor's	1	Women	0	0	0	0	13	0	0
	degree		Total	0	0	0	0	20	0	0
50.0702	5		Men	0	0	0	0	4	0	0
Fine/Studio Arts, General	Bachelor's	1	Women	0	0	0	0	6	0	0
	degree		Total	0	0	0	0	10	0	0
50.0703	5		Men	0	0	0	0	2	0	0
Art History, Criticism and Conservation	Bachelor's	1	Women	0	0	0	0	5	0	0
	degree		Total	0	0	0	0	7	0	0
51.0913	5		Men	0	0	0	0	7	0	0
Athletic Training/Trainer	Bachelor's	1	Women	0	0	0	0	1	0	0
	degree		Total	0	0	0	0	8	0	0
51.1102	5		Men	0	0	0	0	5	0	0
Pre-Medicine/Pre-	Bachelor's	1	Women	0	0	0	0	3	0	0

Medical Studies	degree		Total	0	0	0	0	8	0	0
51.1601	5		Men	0	0	0	0	4	0	0
Nursing/Registered Nurse (RN, ASN, BSN, MSN)	Bachelor's degree	1	Women	1	0	0	0	25	0	0
			Total	1	0	0	0	29	0	0
52.0101	7		Men	1	0	0	0	1	0	0
Business/Commerce, General	Master's degree	1	Women	0	0	0	0	1	0	0
			Total	1	0	0	0	2	0	0
52.0201	5		Men	0	0	0	0	3	0	0
Business Administration and Management, General	Bachelor's degree	1	Women	0	0	0	0	14	0	0
			Total	0	0	0	0	17	0	0
52.0201	7		Men	0	0	0	0	2	0	0
Business Administration and Management, General	Master's degree	1	Women	1	0	0	0	1	0	0
			Total	1	0	0	0	3	0	0
52.0301	5		Men	0	0	0	0	11	0	0
Accounting	Bachelor's degree	1	Women	0	0	0	0	26	0	0
			Total	0	0	0	0	37	0	0
52.0401	5		Men	0	0	0	0	2	0	0
Administrative Assistant and Secretarial Science, General	Bachelor's degree	1	Women	0	0	0	0	24	0	0
			Total	0	0	0	0	26	0	0
52.0801	5		Men	0	0	0	0	14	0	0
Finance, General	Bachelor's degree	1	Women	0	0	0	0	18	0	0
			Total	0	0	0	0	32	0	0
52.0801	7		Men	1	0	0	0	0	0	0
Finance, General	Master's degree	1	Women	0	0	0	0	0	0	0
			Total	1	0	0	0	0	0	0
52.1001	5		Men	0	0	0	0	6	0	0
Human Resources Management/Personnel Administration, General	Bachelor's degree	1	Women	0	0	0	0	29	0	0
			Total	0	0	0	0	35	0	0
52.1401	5		Men	1	0	0	0	8	0	0
Marketing/Marketing Management, General	Bachelor's degree	1	Women	0	0	0	0	12	0	0
			Total	1	0	0	0	20	0	0
54.0101	5		Men	0	0	0	0	3	0	0
History, General	Bachelor's degree	1	Women	0	0	0	0	5	0	0
			Total	0	0	0	0	8	0	0

GRAND TOTAL BY FIRST MAJOR

Summary Grand Totals	Award Level	Non Resident Alien	Black, non-Hispanic	American Indian or Alaskan Native	Asian or Pacific Islander	Hispanic	White, non-hispanic	Race/ ethnicity unknown
Bachelor's degree	5							
Men		7	0	0	0	685	0	C
Women		1	0	0	0	753	0	C

Total	8	0	0	0	1438	0	C
Master's degree	7						
Men	46	0	0	0	52	0	C
Women	36	0	0	0	56	0	C
Total	82	0	0	0	108	0	C
Doctor's degree	9						
Men	5	0	0	0	3	0	C
Women	0	0	0	0	0	0	C
Total	5	0	0	0	3	0	C
<hr/>							
Grand Total:							
Men	58	0	0	0	740	0	C
Women	37	0	0	0	809	0	C
Total	95	0	0	0	1549	0	C
<hr/>							
Grand Total PY:							
Men	0	0	0	0	807	0	C
Women	0	0	0	0	920	0	C
Total	0	0	0	0	1727	0	C

[Print Form\(s\)](#)

[GoBack](#)

Additional Documentation for Completions 2007-08

Data Source: UPRM Student Information System, extracted by Ing. Leo Vélez

File Name: uprm_ipedsfall07-08_completions.xls

Particulars: This year, figures for nonresident aliens were reported, using the variable of visa to identify non-resident graduates (F or J visa holders are non-residents)

12-month Enrollment 2007-08

Institution: University of Puerto Rico-Mayaguez (243197)

User ID: P72431971

12-Month Selection/Instructional Activity Type

Please indicate which 12-month period you will use to report your unduplicated count and activity hours.

- July 1, 2006 through June 30, 2007
- September 1, 2006 through August 31, 2007

Instructional activity data may be reported on Part B in units of contact hours or credit hours. Please indicate which units are used by the institution to measure instructional activity

- Contact hours
- Credit hours
- Both contact and credit hours (some programs measured in contact hours and others measured in credit hours)

CAVEATS

--

Institution: University of Puerto Rico-Mayaguez (243197)

User ID: P72431971

Part A - Unduplicated Count
12-month unduplicated count by race/ethnicity and gender
for the 2006-07 academic year

	<u>Undergraduate students</u>	<u>Graduate students</u>
Men		
<u>Nonresident alien</u>	35	215
<u>Black, non-Hispanic</u>		
<u>American Indian/Alaska Native</u>		
<u>Asian/Pacific Islander</u>		
<u>Hispanic</u>	5,957	414
<u>White, non-Hispanic</u>		
<u>Race/ethnicity unknown</u>		
Total men	5,992	629
Women		
<u>Nonresident alien</u>	21	147
<u>Black, non-Hispanic</u>		
<u>American Indian/Alaska Native</u>		
<u>Asian/Pacific Islander</u>		
<u>Hispanic</u>	5,901	439
<u>White, non-Hispanic</u>		
<u>Race/ethnicity unknown</u>		
Total women	5,922	586
Grand total	11,914	1,215
Prior year data		
Unduplicated headcount (2005-06)	11,854	1,236
Total enrollment Fall 2006 (Unduplicated count reported above is expected to be greater than this number.)	11,305	1,075

Institution: University of Puerto Rico-Mayaguez (243197)

User ID: P72431971

Part B - Instructional Activity**12-month instructional activity****Do not include first-professional students**

Level of course	Total 12-month activity
<u>Credit hour activity for academic programs</u>	
Undergraduate programs	341,214
<u>Credit hour activity for academic programs</u>	
Graduate programs	11,038

Based on the hours reported, the institution's estimated full-time equivalent (FTE) enrollment is:

Undergraduates	11,374
Graduates	460

The above numbers were calculated using our [FTE Calculation Method](#)

If the numbers calculated for FTE are accurate, please click on 'No' below and save the page. If they are not accurate, please click on 'Yes' below and save the page. If you clicked 'Yes', the system will provide you with the opportunity to enter more accurate numbers. This option should be used **ONLY** if you use a different calculation that leads to more accurate numbers. Note: Make sure you reported the correct hours for instructional activity, which could also lead to an inaccurate FTE calculation.

Based on the information provided above, would you like to enter a more accurate number for FTE enrollment?

Yes

No

Institution: University of Puerto Rico-Mayaguez (243197)

User ID: P72431971

Explanation Report

There are no explanations for selected survey and institution

[Print Form\(s\)](#)

[GoBack](#)

Additional Documentation for 12-Month Enrollment 2007-08

Part A: Unduplicated Count

Data Source: UPRM Student Information System, extracted by Ing. Leo Vélez

File Name: uprm_ipedsfall07-08_12monthenroll.xls

Particulars: Includes count of all enrolled students (unduplicated), by degree type (UG and G) for following semesters: 2006-07 Sem I, Sem II, and 2006-07 Ver I

Part B: Instructional Activity

Data Source: UPRM Student Information System, extracted by Ing. Leo Vélez

File Name: uprm_ipedsfall07-08_12monthenroll.xls

Particulars: Includes sum of all credit hours completed by enrolled students, by degree type (UG and G) for the following semesters: 2006-07 Sem I, Sem II, and 2006-07 Ver I

Excel printouts attached