The background features a large, light green circular seal of the University of Puerto Rico, Mayaguez Campus. The seal contains the text "RECINTO UNIVERSITARIO DE MAYAGUEZ" at the top and "UNIVERSIDAD DE PUERTO RICO" at the bottom. In the center of the seal is an illustration of a classical building with columns and a palm tree.

**UPRM-OIRP
IPEDS 2007-2008
Spring Collection:**

**Enrollment
Finance**

Student Financial Aid

2001 Cohort Graduation Rates

1999 Cohort Graduation Rates -

Supplemental

IPEDS 2007-2008
Enrollment Survey

Sheila Marty

From: ipedshelp@rti.org
Sent: Tuesday, April 15, 2008 2:22 PM
To: smarty@uprm.edu
Subject: IPEDS Survey: Fall Enrollment

Follow Up Flag: Follow up
Flag Status: Red

The data for Fall Enrollment for INSTITUTION: University of Puerto Rico-Mayaguez 243197 was locked on Tuesday, April 15, 2008. The Department of Education's National Center for Education Statistics would like to thank you for your participation in the 2007-08 Spring data collection. Please be sure that you have locked all applicable surveys for this collection period.

Fall Enrollment 2007-08

Institution: University of Puerto Rico-Mayaguez (243197)

User ID: P72431971

Part Selection

Completion of Part C (Residence of first-time undergraduate students) is optional this year.

You are encouraged to complete this section in order to provide the most complete information about your institution.

Do you wish to complete Part C this year? If you select yes, you will see Part C and be expected to complete the screens. If you select no, you will skip Part C.

- Yes, I will complete Part C
- No, I will not complete Part C

CAVEATS



Institution: University of Puerto Rico-Mayaguez (243197)

User ID: P72431971

Part A - Fall Enrollment by race/ethnicity and gender

Enrollment as of the institution's official fall reporting date or as of **October 15, 2007**

CIPCODE: 99.0000 -- Summary

Full-time undergraduate students

Students enrolled for credit	Degree/certificate-seeking			Total	Non-degree/ non-certificate-seeking	Total, full-time undergraduate students
	First-time	Transfer- in	Other degree/certificate- seeking			
	(1)	(2)	(3)	(4)	(5)	(6)
Men						
Nonresident alien	<input type="text"/>	<input type="text"/>	<input type="text"/>	0	<input type="text"/>	0
Black, non-Hispanic	<input type="text"/>	<input type="text"/>	<input type="text"/>	0	<input type="text"/>	0
American Indian/Alaska Native	<input type="text"/>	<input type="text"/>	<input type="text"/>	0	<input type="text"/>	0
Asian/Pacific Islander	<input type="text"/>	<input type="text"/>	<input type="text"/>	0	<input type="text"/>	0
Hispanic	1,218	83	4,221	5,522	30	5,552
White, non-Hispanic	<input type="text"/>	<input type="text"/>	<input type="text"/>	0	<input type="text"/>	0
Race/ethnicity unknown	<input type="text"/>	<input type="text"/>	<input type="text"/>	0	<input type="text"/>	0
Total men	1,218	83	4,221	5,522	30	5,552
Total men prior year	1,060			5,235		5,265
Women						
Nonresident alien	<input type="text"/>	<input type="text"/>	<input type="text"/>	0	<input type="text"/>	0
Black, non-Hispanic	<input type="text"/>	<input type="text"/>	<input type="text"/>	0	<input type="text"/>	0
American Indian/Alaska Native	<input type="text"/>	<input type="text"/>	<input type="text"/>	0	<input type="text"/>	0
Asian/Pacific Islander	<input type="text"/>	<input type="text"/>	<input type="text"/>	0	<input type="text"/>	0
Hispanic	1,162	67	4,024	5,253	41	5,294
White, non-Hispanic	<input type="text"/>	<input type="text"/>	<input type="text"/>	0	<input type="text"/>	0
Race/ethnicity unknown	<input type="text"/>	<input type="text"/>	<input type="text"/>	0	<input type="text"/>	0
Total women	1,162	67	4,024	5,253	41	5,294
Total women prior year	1,063			5,024		5,083
Total men + women	2,380					

Institution: University of Puerto Rico-Mayaguez (243197)

User ID: P72431971

Part A - Fall Enrollment by race/ethnicity and gender

Enrollment as of the institution's official fall reporting date or as of **October 15, 2007**

CIPCODE: 99.0000 -- Summary

Part-time undergraduate students

Students enrolled for <u>credit</u>	Degree/certificate-seeking			Total	Non-degree/ non-certificate- seeking	Total, part-time undergraduate students
	First-time	Transfer- in	Other degree/certificate- seeking			
	(1)	(2)	(3)	(4)	(5)	(6)
Men						
<u>Nonresident alien</u>	<input type="text"/>	<input type="text"/>	<input type="text"/>	0	<input type="text"/>	0
<u>Black, non-Hispanic</u>	<input type="text"/>	<input type="text"/>	<input type="text"/>	0	<input type="text"/>	0
<u>American Indian/Alaska Native</u>	<input type="text"/>	<input type="text"/>	<input type="text"/>	0	<input type="text"/>	0
<u>Asian/Pacific Islander</u>	<input type="text"/>	<input type="text"/>	<input type="text"/>	0	<input type="text"/>	0
<u>Hispanic</u>	37	3	355	395	48	443
<u>White, non-Hispanic</u>	<input type="text"/>	<input type="text"/>	<input type="text"/>	0	<input type="text"/>	0
<u>Race/ethnicity unknown</u>	<input type="text"/>	<input type="text"/>	<input type="text"/>	0	<input type="text"/>	0
Total men	37	3	355	395	48	443
Total men prior year	42			389		432
Women						
<u>Nonresident alien</u>	<input type="text"/>	<input type="text"/>	<input type="text"/>	0	<input type="text"/>	0
<u>Black, non-Hispanic</u>	<input type="text"/>	<input type="text"/>	<input type="text"/>	0	<input type="text"/>	0
<u>American Indian/Alaska Native</u>	<input type="text"/>	<input type="text"/>	<input type="text"/>	0	<input type="text"/>	0
<u>Asian/Pacific Islander</u>	<input type="text"/>	<input type="text"/>	<input type="text"/>	0	<input type="text"/>	0
<u>Hispanic</u>	48	2	314	364	125	489
<u>White, non-Hispanic</u>	<input type="text"/>	<input type="text"/>	<input type="text"/>	0	<input type="text"/>	0
<u>Race/ethnicity unknown</u>	<input type="text"/>	<input type="text"/>	<input type="text"/>	0	<input type="text"/>	0
Total women	48	2	314	364	125	489
Total women prior year	74			398		525

Institution: University of Puerto Rico-Mayaguez (243197)

User ID: P72431971

Part A - Fall Enrollment by race/ethnicity and gender

Enrollment as of the institution's official fall reporting date or as of **October 15, 2007**

CIPCODE: 99.0000 -- Summary

	Graduate students	
Students enrolled for <u>credit</u>	Total <u>full-time</u> (1)	Total <u>part-time</u> (2)
Men		
<u>Nonresident alien</u>	<input type="text"/>	<input type="text"/>
<u>Black, non-Hispanic</u>	<input type="text"/>	<input type="text"/>
<u>American Indian/Alaska Native</u>	<input type="text"/>	<input type="text"/>
<u>Asian/Pacific Islander</u>	<input type="text"/>	<input type="text"/>
<u>Hispanic</u>	474	85
<u>White, non-Hispanic</u>	<input type="text"/>	<input type="text"/>
<u>Race/ethnicity unknown</u>	<input type="text"/>	<input type="text"/>
Total men	474	85
Total men prior year	466	83
Women		
<u>Nonresident alien</u>	<input type="text"/>	<input type="text"/>
<u>Black, non-Hispanic</u>	<input type="text"/>	<input type="text"/>
<u>American Indian/Alaska Native</u>	<input type="text"/>	<input type="text"/>
<u>Asian/Pacific Islander</u>	<input type="text"/>	<input type="text"/>
<u>Hispanic</u>	447	76
<u>White, non-Hispanic</u>	<input type="text"/>	<input type="text"/>
<u>Race/ethnicity unknown</u>	<input type="text"/>	<input type="text"/>
Total women	447	76
Total women prior year	435	91

Institution: University of Puerto Rico-Mayaguez (243197)

User ID: P72431971

Part A - Fall Enrollment - Summary by race/ethnicity**Fall enrollment totals****CIPCODE: 99.0000 -- Summary**

Students enrolled for credit	Total full-time students	Total part-time students	Grand total, all students	Prior year
Men				
<u>Nonresident alien</u>	0	0	0	0
<u>Black, non-Hispanic</u>	0	0	0	0
<u>American Indian/Alaska Native</u>	0	0	0	0
<u>Asian/Pacific Islander</u>	0	0	0	0
<u>Hispanic</u>	6,026	528	6,554	6,246
<u>White, non-Hispanic</u>	0	0	0	0
<u>Race/ethnicity unknown</u>	0	0	0	0
Total men	6,026	528	6,554	6,246
Women				
<u>Nonresident alien</u>	0	0	0	0
<u>Black, non-Hispanic</u>	0	0	0	0
<u>American Indian/Alaska Native</u>	0	0	0	0
<u>Asian/Pacific Islander</u>	0	0	0	0
<u>Hispanic</u>	5,741	565	6,306	6,134
<u>White, non-Hispanic</u>	0	0	0	0
<u>Race/ethnicity unknown</u>	0	0	0	0
Total women	5,741	565	6,306	6,134
Grand Total	11,767	1,093	12,860	

Institution: University of Puerto Rico-Mayaguez (243197)

User ID: P72431971

Part B - Fall Enrollment by age and gender

NOTE: These data are mandatory this year.

Enrollment as of the institution's official fall reporting date or as of October 15, 2007

Age	Full-time undergraduate students	
	Men	Women
Under 18	450	475
18-19	1,604	1,615
20-21	1,744	1,861
22-24	1,518	1,217
25-29	206	110
30-34	13	8
35-39		

IPEDS 2007-2008
Finance Survey

Sheila Marty

From: ipedshelp@rti.org
Sent: Tuesday, April 15, 2008 3:54 PM
To: smarty@uprm.edu
Subject: IPEDS Survey: Finance

The data for Finance for INSTITUTION: University of Puerto Rico-Mayaguez 243197 was locked on Tuesday, April 15, 2008. The Department of Education's National Center for Education Statistics would like to thank you for your participation in the 2007-08 Spring data collection. Please be sure that you have locked all applicable surveys for this collection period.

Finance 2007-08

Institution: University of Puerto Rico-Mayaguez (243197)

User ID: P72431971

Finance - Public institutions**Reporting Standard****Please indicate which reporting standards are used to prepare your financial statements:**

- GASB (Governmental Accounting Standard Board), using standards of GASB 34 & 35
- FASB (Financial Accounting Standard Board)

Please consult your business officer for the correct response before saving this screen. Your response to this question will determine the forms you will receive for reporting finance data.

Institution: University of Puerto Rico-Mayaguez (243197)

User ID: P72431971

Finance - Public institutions

General Information
Finance - Public Institutions

To the extent possible, the finance data requested in this report should be provided from your institution's audited General Purpose Financial Statement (GPFS). Please refer to the instructions specific to each page of the survey for detailed instruction and references.

1. Fiscal Year calendar

This report covers financial activities for the 12-month fiscal year: (The fiscal year reported should be the most recent fiscal year ending before October 1, 2007.)

Beginning: month/year (MMYYYY)

Month:

Year:

And ending: month/year (MMYYYY)

Month:

Year:

2. Audit Opinion

Did your institution receive an unqualified opinion on its General Purpose Financial Statements from your auditor for the fiscal year noted above? (If your institution is audited only in combination with another entity, answer this question based on the audit of that entity.)

Unqualified

Qualified

Don't know

3. GASB Statement No. 34 offers three alternative reporting models for special-purpose governments like colleges and universities. Which model is used by your institution ?

Business Type Activities

Governmental Activities

Governmental Activities with Business-Type Activities

4. If your institution participates in intercollegiate athletics, are the expenses accounted for as auxiliary enterprises or treated as student services?

Auxiliary enterprises

Student services

Does not participate in intercollegiate athletics

Other (specify in caveats box below)

5. Does this institution or any of its foundations or other affiliated organizations own endowment assets ?

Yes - (report endowment assets)

No

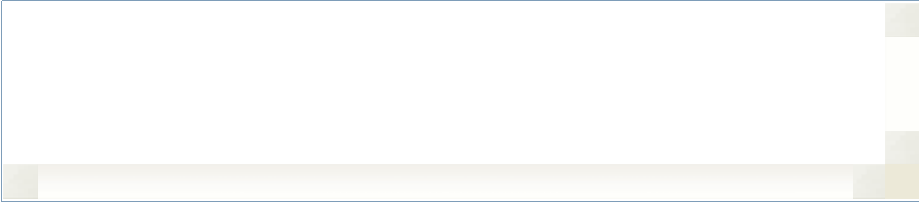
6. Component Units

Each discretely presented component unit should be reported in the same manner and amounts as included on the face of the institution's GPFS. There should be one Finance Survey component unit form (Part F or G) completed for each column on the face of the GPFS **other than the institution itself**, whether that column represents a single component unit or a combination of component units.

Number of component unit columns on GPFS using FASB standards

Number of component unit columns on GPFS using GASB standards

Caveats:



Institution: University of Puerto Rico-Mayaguez (243197)

User ID: P72431971

Part A - Statement of Net Assets**Fiscal Year 2007****Report in whole dollars only**

Line no.		Current year amount	Prior year amount
	<u>Current Assets</u>		
01	Total <u>Current Assets</u>	42,036,643	47,093,345
	<u>Noncurrent Assets</u>		
02	<u>Capital assets</u> - depreciable (gross)	201,626,549	193,330,716
03	<u>Accumulated depreciation</u> (enter as a positive amount)	77,201,179	71,215,884
04	Other noncurrent assets (CV) CV=[A05-(A02-A03)]	51,935,268	723,294
05	Total noncurrent assets	176,360,638	122,838,126
06	Total assets (CV) CV=(A01+A05)	218,397,281	169,931,471
	<u>Current Liabilities</u>		
07	<u>Long-term debt, current portion</u>	4,149,600	3,457,800
08	Other <u>current liabilities</u> (CV) CV=(A09-A07)	11,907,507	13,466,737
09	Total current liabilities	16,057,107	16,924,537
	<u>Noncurrent Liabilities</u>		
10	<u>Long-term debt</u>	134,557,823	65,383,149
11	Other noncurrent liabilities (CV) CV=(A12-A10)	26,335,112	24,282,576
12	Total noncurrent liabilities	160,892,935	89,665,725
13	Total liabilities (CV) CV=(A09+A12)	176,950,042	106,590,262
	<u>Net Assets</u>		
14	<u>Invested in capital assets, net of related debt</u>	23,622,673	40,846,227
15	<u>Restricted-expendable</u>	17,824,566	22,494,982
16	<u>Restricted-nonexpendable</u>	0	0
17	<u>Unrestricted</u> (CV)	0	0

CV=[A18-(A14+A15+A16)]

18	Total Net assets (CV) CV =(A06-A13)	41,447,239	63,341,209
----	--	------------	-------------------

CV= Calculated Value

CAVEATS

Institution: University of Puerto Rico-Mayaguez (243197)

User ID: P72431971

Part A - Plant, Property, and Equipment

Fiscal Year 2007

Report in whole dollars only

Line No.	Description	Beginning balance	Additions	Retirements (CV)	Ending balance
Plant, Property, and Equipment					
21	Land & land improvements	5,933,105	719,793	0	6,652,898
22	Infrastructure	4,908,943	145,664	0	5,054,607
23	Buildings	118,347,168	26,557,441	0	144,904,609
24	Equipment	36,703,691	5,023,878	583,808	41,143,761
25	Art and library collections	0	0	0	0
26	Property obtained under capital leases (if not included in equipment)	0	0	0	0
27	Construction in progress	27,437,809	2,331,178	25,898,313	3,870,674
28	Accumulated depreciation	71,215,884	6,508,504	523,209	77,201,179

CV = (Beginning Balance + Additions - Ending Balance)

CAVEATS

Institution: University of Puerto Rico-Mayaguez (243197)

User ID: P72431971

Part B - Revenues and Other Additions**Fiscal Year 2007****Report in whole dollars only**

Line No.	Source of Funds	Current year amount	Prior year amount
<u>Operating Revenues</u>			
01	<u>Tuition & fees, after deducting discounts & allowances</u>	9,279,732	9,304,614
	<u>Grants and contracts - operating</u>		
02	Federal operating grants and contracts	23,877,473	22,974,485
03	State operating grants and contracts	4,455,733	3,459,173
04	Local/private operating grants and contracts	4,365,845	6,721,831
05	<u>Sales & services of auxiliary enterprises, after deducting discounts & allowances</u>	2,993,493	2,903,052
06	<u>Sales & services of hospitals, after deducting patient contractual allowances</u>	0	0
07	<u>Independent operations</u>	0	0
08	Other sources - operating (CV) CV=[B09-(B01++B07)]	2,477,843	2,448,988
09	Total operating revenues	47,450,119	47,812,143

Institution: University of Puerto Rico-Mayaguez (243197)

User ID: P72431971

Part B - Revenues and Other Additions**Fiscal Year 2007****Report in whole dollars only**

Line No.	Source of funds	Current year amount	Prior year amount
<u>Nonoperating Revenues</u>			
10	Federal appropriations	0	0
11	State appropriations	178,395,112	163,919,606
12	Local appropriations, education district taxes, & similar support	0	0
<u>Grants-nonoperating</u>			
13	Federal nonoperating grants	22,352,454	21,372,502
14	State nonoperating grants	0	0
15	Local nonoperating grants	0	0
16	Gifts, including contributions from affiliated organizations	2,852,658	2,769,921
17	Investment income	19,068	14,301
18	Other nonoperating revenues (CV) CV=[B19-(B10+...+B17)]	836,679	1,980,678
19	Total nonoperating revenues	204,455,971	190,057,008

Institution: University of Puerto Rico-Mayaguez (243197)

User ID: P72431971

Part B - Revenues and Other Additions

Fiscal Year 2007

Report in whole dollars only

Line No.	Resource of funds	Current year amount	Prior year amount
	Other Revenues and Additions		
20	Capital appropriations	0	0
21	Capital grants & gifts	0	0
22	Additions to permanent endowments	0	0
23	Other revenues & additions (CV) CV=[B24-(B20+...+B22)]	0	0
24	Total other revenues and additions	0	0
25	Total all revenues and other additions (CV) CV=(B09+B19+B24)	251,906,090	237,869,151

CV = Calculated Value

CAVEATS

Institution: University of Puerto Rico-Mayaguez (243197)

User ID: P72431971

Part C - Expenses and Other Deductions

Fiscal Year 2007

Report in whole dollars only

Line No.	Description	1 Current year total	2 Salaries & wages	3 Employee fringe benefits	4 Depreciation	5 All other
Operating Expenses						
01	Instruction	92,474,247	61,949,432	18,716,499	0	11,808,316
02	Research	47,608,041	23,760,607	7,503,515	0	16,343,919
03	Public service	28,775,562	19,053,853	6,436,264	0	3,285,445
05	Academic support	9,771,670	4,193,695	1,464,444	0	4,113,531
06	Student services	10,061,436	5,715,465	1,946,724	0	2,399,247
07	Institutional support	19,814,339	11,182,375	5,616,989	0	3,014,975
08	Operation & maintenance of plant	23,439,443	11,132,033	4,287,276	0	8,020,134
09	Depreciation	6,508,504			6,508,504	
10	Scholarships and fellowships expenses, excluding discounts & allowances (do not include work study here)	21,576,435				21,576,435
11	Auxiliary enterprises	3,484,681	872,892	330,503	0	2,281,286
12	Hospital services	0	0	0	0	0
13	Independent operations	0	0	0	0	0
14	Other expenses & deductions (CV) CV=[C15-(C01+...+C13)]	0	0	0	0	0
15	Total operating expenses	263,514,358	137,860,352	46,302,214	6,508,504	72,843,288
	Prior year amount	249,601,064	131,839,450	44,462,569	5,304,538	67,994,507

Institution: University of Puerto Rico-Mayaguez (243197)

User ID: P72431971

Part C - Expenses and Other Deductions

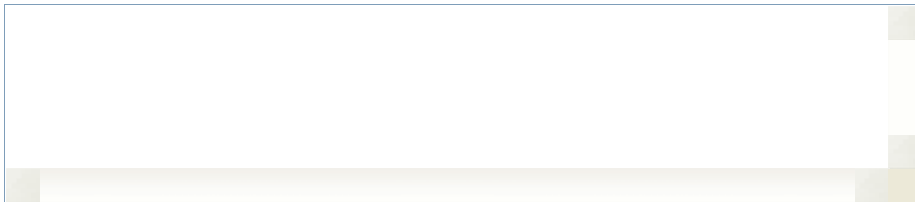
Fiscal Year 2007

Report in whole dollars only

Line No.	Description	1 Current year total	2 Salaries & wages	3 Employee fringe benefits	4 Depreciation	5 All other
	Nonoperating Expenses and Deductions					
16	Interest	0				0
17	Other nonoperating expenses & deductions (CV) CV=(C18-C16)	0	0	0	0	0
18	Total nonoperating expenses & deductions (CV) CV=(C19-C15)	0	0	0	0	0
19	Total expenses & deductions	263,514,358	137,860,352	46,302,214	6,508,504	72,843,288
	Prior year amount	249,601,064	131,839,450	44,462,569	5,304,538	67,994,507

CV = Calculated Value

CAVEATS




Institution: University of Puerto Rico-Mayaguez (243197)

User ID: P72431971

Part D - Summary of Changes In Net Assets

Fiscal Year 2007

Line No.	Description	Current year amount	Prior year amount
01	Total revenues & other additions (from B25)	251,906,090	237,869,151
02	Total expenses & deductions (from C19)	263,514,358	249,601,064
03	Increase in net assets during year (CV) CV=(D01-D02)	 -11,608,268	-11,731,913
04	<u>Net assets</u> beginning of year	63,341,209	72,220,380
05	<u>Adjustments to beginning net assets (CV)</u> CV=[D06-(D03+D04)]	-10,285,702	2,852,742
06	Net assets end of year (from A18)	41,447,239	63,341,209

CV = Calculated Value

CAVEATS

--

Institution: University of Puerto Rico-Mayaguez (243197)

User ID: P72431971

Part E - Scholarships and Fellowships

**Part E - Scholarships and Fellowships
Fiscal Year 2007**

Report in whole dollars only

Line No.	Source	Current year amount	Prior year amount
	Institutional Expenses and Discounts & Allowances		
	Gross Scholarships and Fellowships (no loans included)		
01	<u>Pell grants</u> (federal)	22,352,454	21,372,502
02	<u>Other federal grants</u>	3,515,372	663,035
03	<u>Grants by state government</u>	2,309,010	2,149,874
04	<u>Grants by local government</u>	0	0
05	<u>Institutional grants from restricted resources</u>	568,243	564,014
06	<u>Institutional grants from unrestricted resources (CV)</u> CV=[E07-(E01+...+E05)]	26,973	24,240
07	Total gross scholarships and fellowships	28,772,052	24,773,665
	<u>Discounts and Allowances</u>		
08	<u>Discounts & allowances applied to tuition & fees</u>	7,195,617	7,051,534
09	<u>Discounts & allowances applied to sales & services of auxiliary enterprises (CV)</u> CV= (E10-E08)	0	0
10	Total Discounts & Allowances (CV) CV=(E07-E11)	7,195,617	7,051,534
11	Net scholarships and fellowships expenses after deducting discount & allowances (from C10)	21,576,435	17,722,131

CV = Calculated Value

CAVEATS

Institution: University of Puerto Rico-Mayaguez (243197)

User ID: P72431971

Part J - Revenue Data for Bureau of Census

**Part J - Revenues (Census Bureau)
Fiscal Year 2007**

Source and type	Amount				
	Total for all funds and operations (includes endowment funds, but excludes component units)	Education and general/independent operations	Auxiliary enterprises	Hospitals	Agriculture extension/experiment services
	(1)	(2)	(3)	(4)	(5)
01 Tuition and fees	16,475,349	16,475,349			
02 Sales and services	3,764,379	770,886	2,993,493	0	0
03 Federal grants/contracts (excludes Pell Grants)	23,877,473	11,844,318	0	0	12,033,155
Revenue from the state government:					
04 State appropriations, current & capital	178,395,112	178,395,112	0	0	0
05 State grants and contracts	4,455,733	4,374,239	0	0	81,494
Revenue from local governments:					
06 Local appropriation, current & capital	0	0	0	0	0
07 Local government grants/contracts	0	0	0	0	0
08 Receipts from property and non-property taxes	0				
09 Gifts and private grants, including capital grants	7,218,503				
10 Interest earnings	19,068				
11 Dividend earnings	0				
12 Realized capital gains	0				

CAVEATS



Institution: University of Puerto Rico-Mayaguez (243197)

User ID: P72431971

Part K - Expenditure Data for Bureau of Census

**Part K - Expenditures
Fiscal Year 2007**

Category	Amount				
	Total for all funds and operations (includes endowment funds, but excludes component units)	Education and general/independent operations	Auxiliary enterprises	Hospitals	Agriculture extension/experiment services
	(1)	(2)	(3)	(4)	(5)
01 Salaries and wages	137,860,352	136,987,460	872,892	0	0
02 Employee benefits, total	46,302,214	45,971,711	330,503	0	0
03 Payment to state retirement funds (maybe included in line 02 above)	16,725,682	12,539,416	82,393	0	4,103,873
04 Current expenditures other than salaries	35,392,006	27,156,574	3,240,642	0	4,994,790
Capital outlay:					
05 Construction	2,331,178	2,331,178	0	0	0
06 Equipment purchases	5,023,878	4,939,283	84,595	0	0
07 Land purchases	0	0	0	0	0
08 Interest on debt outstanding, all funds & activities	3,959,410				
09 Scholarships/fellowships	28,772,052	28,772,052			

CAVEATS

Institution: University of Puerto Rico-Mayaguez (243197)

User ID: P72431971


Part L - Debt and Assets, page 1

**Part L - Debt and Assets
Fiscal Year 2007**

Debt

Category	Amount
01 Long-term debt outstanding at beginning of fiscal year	68,840,949
02 Long-term debt issued during fiscal year	73,900,574
03 Long-term debt retired during fiscal year	4,034,100
04 Long-term debt outstanding at end of fiscal year	138,707,423
05 Short-term debt outstanding at beginning of fiscal year	0
06 Short-term debt outstanding at end of fiscal year	0

CAVEATS



Institution: University of Puerto Rico-Mayaguez (243197)

User ID: P72431971

Part L - Debt and Assets, page 2

**Part L - Debt and Assets (page 2)
Fiscal Year 2007**

Assets

Category	Amount
07 Total cash and security assets held at end of fiscal year in sinking or debt service funds	<input type="text" value="0"/>
08 Total cash and security assets held at end of fiscal year in bond funds	<input type="text" value="731,740"/>
09 Total cash and security assets held at end of fiscal year in all other funds	<input type="text" value="2,154,694"/>

CAVEATS

Institution: University of Puerto Rico-Mayaguez (243197)

User ID: P72431971

Explanation Report

There are no explanations for selected survey and institution

IPEDS 2007-2008
Student Financial Aid
Survey

Sheila Marty

From: ipedshelp@rti.org
Sent: Tuesday, April 15, 2008 1:42 PM
To: smarty@uprm.edu
Subject: IPEDS Survey: Student Financial Aid

Follow Up Flag: Follow up
Flag Status: Red

The data for Student Financial Aid for INSTITUTION: University of Puerto Rico-Mayaguez 243197 was locked on Tuesday, April 15, 2008. The Department of Education's National Center for Education Statistics would like to thank you for your participation in the 2007-08 Spring data collection. Please be sure that you have locked all applicable surveys for this collection period.

Student Financial Aid 2007-08

Institution: University of Puerto Rico-Mayaguez (243197)

User ID: P72431971

Student Counts

Full-time, first-time degree/certificate-seeking undergraduate students, Fall 2006

Please provide student counts information as requested below. Data are provided from your 2006 Enrollment report, if available. Enter and/or update the requested information; percentages will be calculated for you.

Number of full-time, first-time degree/certificate-seeking undergraduates (fall cohort) 2,123

Of these -

How many are from in-district

How many are from in-state

How many are from out-of-state

Balance (calculated value) 2,123

Percentage from in-district 0

Percentage from in-state 0

Percentage from out-of-state 0

Percentage unknown 100

Total number of undergraduate students 11,305

Percentage of undergraduates who were full time, first time, degree/certificate-seeking 19

Number of full-time, first-time degree/certificate-seeking undergraduates (fall cohort) who received any financial aid during the full academic year 1,427

Percentage of full-time, first-time degree/certificate-seeking undergraduates who received any financial aid during the full academic year 67

Caveat (will be posted on the College Navigator website)



Institution: University of Puerto Rico-Mayaguez (243197)

User ID: P72431971

Student financial aid to your Fall 2006 cohort

Student financial aid provided to your Fall 2006 cohort of full-time, first-time degree/certificate-seeking undergraduate students

Please provide the following information for your Fall 2006 cohort of full-time, first-time, degree/certificate-seeking undergraduate students:

Fall 2006 cohort information from the Student Counts page:

Total undergraduates in cohort as defined above 2,123

Number in cohort who received any financial aid 1,427

Report the number of students in the cohort who received each of the types of aid listed below at any time during the full academic year 2006-07. The percentages will be calculated for you.

For each type of aid, calculate the average amount of aid received by these students for the entire academic year.

Types of aid (report only those amounts that pass through your financial aid office)	Number of students receiving aid	Percentage of cohort receiving aid	Average amount of aid they received
Federal grants (grants/educational assistance funds)	1,380	65	5,210
State/local government grants (grants/scholarships/waivers)	1,058	50	900
Institutional grants (scholarships/fellowships)	0	0	0
Loans to students (include Perkins loan)	0	0	0

Caveat (will be posted on the College Navigator website)

Institution: University of Puerto Rico-Mayaguez (243197)

User ID: P72431971

Explanation Report

Number	Source	Location	Description	Severity	Accepted
Screen: Financial aid data					
1	Row 9 Column 4	Screen Entry	The average federal grant amount, 5210, is larger than expected. Please explain how this average amount was calculated.	Explanation	Yes
Reason:	This number is provided and validated by the office of Financial Aid				

IPEDES 2007-2008
Graduation Rates Survey
2001 Cohort

Sheila Marty

From: ipedshelp@rti.org
Sent: Tuesday, April 15, 2008 1:40 PM
To: smarty@uprm.edu
Subject: IPEDS Survey: Graduation Rates

Follow Up Flag: Follow up
Flag Status: Red

The data for Graduation Rates for INSTITUTION: University of Puerto Rico-Mayaguez 243197 was locked on Tuesday, April 15, 2008. The Department of Education's National Center for Education Statistics would like to thank you for your participation in the 2007-08 Spring data collection. Please be sure that you have locked all applicable surveys for this collection period.

Graduation Rates 2007-08

Institution: University of Puerto Rico-Mayaguez (243197)

User ID: P72431971

Screening questions**Does your institution use a website to disclose Student-Right-to-Know student athlete graduation rates?**

- No.
- Yes. Please provide the URL. [http:// academico.uprm.edu/srtk.html](http://academico.uprm.edu/srtk.html)

Does your institution offer bachelor's degree programs of 5 years or longer?

If you answer Yes to this question, a screen will be generated for you to report the number of students still enrolled in long programs as of August 31, 2007

- No.
- Yes.

Based on your institution's response to the predominant calendar system question (B3) on the Institutional Characteristics survey from the IPEDS Fall 2007 Data Collection, your institution must report graduation rates data using a

Fall Cohort

A fall cohort is used by institutions with standard academic terms (semester, trimester, quarter, 4-1-4, other academic). A full-year cohort is used by institutions offering primarily occupational/vocational programs and operating on a continuous basis.

Caveat (will be posted on the College Navigator website)



Institution: University of Puerto Rico-Mayaguez (243197)

User ID: P72431971

Section I - Graduation Rate - Establishing cohorts

Establishing cohorts

Screen 1 of 2

Cohort year 2001

	<u>Initial cohort</u>	<u>Revised cohort</u>
		(01)
Men		
<u>Nonresident alien</u>	0	<input type="text" value="0"/>
<u>Black, non-Hispanic</u>	0	<input type="text" value="0"/>
<u>American Indian/Alaska Native</u>	0	<input type="text" value="0"/>
<u>Asian/Pacific Islander</u>	0	<input type="text" value="0"/>
<u>Hispanic</u>	1,062	<input type="text" value="1,100"/>
<u>White, non-Hispanic</u>		

IPEDS 2007-2008
Graduation Rates Survey
Supplemental-1999 Cohort

Sheila Marty

From: ipedshelp@rti.org
Sent: Tuesday, April 15, 2008 2:43 PM
To: smarty@uprm.edu
Subject: IPEDS Survey: Graduation Rate Supplemental

Follow Up Flag: Follow up
Flag Status: Red

The data for Graduation Rate Supplemental for INSTITUTION: University of Puerto Rico-Mayaguez 243197 was locked on Tuesday, April 15, 2008. The Department of Education's National Center for Education Statistics would like to thank you for your participation in the 2007-08 Spring data collection. Please be sure that you have locked all applicable surveys for this collection period.

Graduation Rate Supplemental 2007-08

Institution: University of Puerto Rico-Mayaguez (243197)

User ID: P72431971

Screening Question

Does this institution have additional data to report on completers or transfers out of long programs for the 1999 cohort?

*If you answer **Yes** to this question, you will be required to finish the survey*

No

Yes

Total number of students in long programs from 2005-06

From Bachelor's sub-cohort

180

From other sub-cohort

Institution: University of Puerto Rico-Mayaguez (243197)

User ID: P72431971

Section I - GRS supplemental - Establishing cohort**Establishing cohorts**Cohort year 1999

	<u>Revised cohort</u>	<u>Bachelor's or equivalent degree-seeking subcohort</u>	<u>Other degree-seeking subcohort</u>
	(01)	(02)	(03)

Men

<u>Nonresident alien</u>	0	0	0
<u>Black, non-Hispanic</u>	0	0	0
<u>American Indian/Alaska Native</u>	0	0	0
<u>Asian/Pacific Islander</u>	0	0	0
<u>Hispanic</u>	1,106	1,097	9
<u>White, non-Hispanic</u>	0	0	0
<u>Race/ethnicity unknown</u>	0	0	0
Total men	1,106	1,097	9

Women

<u>Nonresident alien</u>	0	0	0
<u>Black, non-Hispanic</u>	0	0	0
<u>American Indian/Alaska Native</u>	0	0	0
<u>Asian/Pacific Islander</u>	0	0	0
<u>Hispanic</u>	1,163	1,155	8
<u>White, non-Hispanic</u>	0	0	0
<u>Race/ethnicity unknown</u>	0	0	0
Total women	1,163	1,155	8

Institution: University of Puerto Rico-Mayaguez (243197)

User ID: P72431971

Section II - GRS supplemental - Completers within 150%

Subcohort of full-time, first-time students seeking a bachelor's or equivalent degree

Cohort year 1999

Subcohort students who completed their program within 150% of normal time to completion

<u>Bachelor's or equivalent degree-seeking subcohort</u>	Subcohort students who completed their program within 150% of normal time to completion			<u>Total completers within 150%</u>
	Completers of programs of <2-yrs	Completers of programs of 2<4-yrs	Completers of bachelor's or equivalent degrees	
(10)	(11A)	(12A)	(18A)	(29A)
Men				
<u>Nonresident alien</u>	0		<input type="text" value="0"/>	0
<u>Black, non-Hispanic</u>	0		<input type="text" value="0"/>	0
<u>American Indian/Alaska Native</u>	0		<input type="text" value="0"/>	0
<u>Asian/Pacific Islander</u>	0		<input type="text" value="0"/>	0
<u>Hispanic</u>	1,097		<input type="text" value="508"/>	508
<u>White, non-Hispanic</u>	0		<input type="text" value="0"/>	0
<u>Race/ethnicity unknown</u>	0		<input type="text" value="0"/>	0
Total men	1,097		508	508
Women				
<u>Nonresident alien</u>	0		<input type="text" value="0"/>	0
<u>Black, non-Hispanic</u>	0		<input type="text" value="0"/>	0
<u>American Indian/Alaska Native</u>	0		<input type="text" value="0"/>	0
<u>Asian/Pacific Islander</u>	0		<input type="text" value="0"/>	0
<u>Hispanic</u>	1,155		<input type="text" value="686"/>	686
<u>White, non-Hispanic</u>	0		<input type="text" value="0"/>	0
<u>Race/ethnicity unknown</u>	0		<input type="text" value="0"/>	0
Total women	1,155		686	686

Institution: University of Puerto Rico-Mayaguez (243197)

User ID: P72431971

Section II - GRS supplemental - Transfers/exclusions

Subcohort of full-time, first-time students seeking a bachelor's or equivalent degree

Cohort year 1999

	<u>Bachelor's or equivalent degree-seeking subcohort</u>	<u>Total completers within 150%</u>	<u>Total transfer-out students (non-completers)</u>	<u>Total exclusions</u>	<u>Non-completers still enrolled and non-completers not enrolled</u>
	(10)	(29A)	(30)	(45)	(49)
Men					
Non-resident alien	0	0	<input type="text"/>	<input type="text"/>	0
<u>Black, non-Hispanic</u>	0	0	<input type="text"/>	<input type="text"/>	0
<u>American Indian/Alaska Native</u>	0	0	<input type="text"/>	<input type="text"/>	0
<u>Asian/Pacific Islander</u>	0	0	<input type="text"/>	<input type="text"/>	0
<u>Hispanic</u>	1,097	508	<input type="text" value="0"/>	<input type="text" value="0"/>	589
<u>White, non-Hispanic</u>	0	0	<input type="text"/>	<input type="text"/>	0
<u>Race/ethnicity unknown</u>	0	0	<input type="text"/>	<input type="text"/>	0
Total men	1,097	508	0	0	589
Women					
Non-resident alien	0	0	<input type="text"/>	<input type="text"/>	0
<u>Black, non-Hispanic</u>	0	0	<input type="text"/>	<input type="text"/>	0
<u>American Indian/Alaska Native</u>	0	0	<input type="text"/>	<input type="text"/>	0
<u>Asian/Pacific Islander</u>	0	0	<input type="text"/>	<input type="text"/>	0
<u>Hispanic</u>	1,155	686	<input type="text" value="0"/>	<input type="text" value="0"/>	469
<u>White, non-Hispanic</u>	0	0	<input type="text"/>	<input type="text"/>	0
<u>Race/ethnicity unknown</u>	0	0	<input type="text"/>	<input type="text"/>	0
Total women	1,155	686	0	0	469

Institution: University of Puerto Rico-Mayaguez (243197)

User ID: P72431971

Section III - GRS supplemental - Completers within 150%

Subcohort of full-time, first-time students seeking other than a bachelor's degree

Cohort year 1999

Subcohort students who completed their program within 150% of normal time to completion

Other degree-seeking subcohort	Subcohort students who completed their program within 150% of normal time to completion			Total completers within 150%
	Completers of programs of <2-yrs	Completers of programs of 2<4-yrs	Completers of bachelor's or equivalent degrees	
(10)	(11A)	(12A)	(18A)	(29A)
Men				
Nonresident alien	0		<input type="text" value="0"/>	0
Black, non-Hispanic	0		<input type="text" value="0"/>	0
American Indian/Alaska Native	0		<input type="text" value="0"/>	0
Asian/Pacific Islander	0		<input type="text" value="0"/>	0
Hispanic	9		<input type="text" value="5"/>	5
White, non-Hispanic	0		<input type="text" value="0"/>	0
Race/ethnicity unknown	0		<input type="text" value="0"/>	0
Total men	9		5	5
Women				
Nonresident alien	0		<input type="text" value="0"/>	0
Black, non-Hispanic	0		<input type="text" value="0"/>	0
American Indian/Alaska Native	0		<input type="text" value="0"/>	0
Asian/Pacific Islander	0		<input type="text" value="0"/>	0
Hispanic	8		<input type="text" value="4"/>	4
White, non-Hispanic	0		<input type="text" value="0"/>	0
Race/ethnicity unknown	0		<input type="text" value="0"/>	0
Total women	8		4	4

Institution: University of Puerto Rico-Mayaguez (243197)

User ID: P72431971

Section III - GRS supplemental - Transfers/exclusions

Subcohort of full-time, first-time students seeking other than a bachelor's degree

Cohort year 1999

	Other degree seeking subcohort	Total completers within 150%	Total transfer-out students (non-completers)	Total exclusions	Non-completers still enrolled and non-completers not enrolled
	(10)	(29A)	(30)	(45)	(49)
Men					
Nonresident alien	0	0	<input type="text"/>	<input type="text"/>	0
Black, non-Hispanic	0	0	<input type="text"/>	<input type="text"/>	0
American Indian/Alaska Native	0	0	<input type="text"/>	<input type="text"/>	0
Asian/Pacific Islander	0	0	<input type="text"/>	<input type="text"/>	0
Hispanic	9	5	<input type="text" value="0"/>	<input type="text" value="0"/>	4
White, non-Hispanic	0	0	<input type="text"/>	<input type="text"/>	0
Race/ethnicity unknown	0	0	<input type="text"/>	<input type="text"/>	0
Total men	9	5	0	0	4
Women					
Nonresident alien	0	0	<input type="text"/>	<input type="text"/>	0
Black, non-Hispanic	0	0	<input type="text"/>	<input type="text"/>	0
American Indian/Alaska Native	0	0	<input type="text"/>	<input type="text"/>	0
Asian/Pacific Islander	0	0	<input type="text"/>	<input type="text"/>	0
Hispanic	8	4	<input type="text" value="0"/>	<input type="text" value="0"/>	4
White, non-Hispanic	0	0	<input type="text"/>	<input type="text"/>	0
Race/ethnicity unknown	0	0	<input type="text"/>	<input type="text"/>	0
Total women	8	4	0	0	4

Institution: University of Puerto Rico-Mayaguez (243197)

User ID: P72431971

Graduation and transfer-out rates**Calculation of graduation and transfer-out rates**

Cohort year 1999

	Revised cohort	Total exclusions	Total completers within 150%	Total transfer-out students (non-completers)	Graduation rate	Transfer-out rate
Men						
Nonresident alien	0	0	0	0		
Black, non-Hispanic	0	0	0	0		
American Indian/Alaska Native	0	0	0	0		
Asian/Pacific Islander	0	0	0	0		
Hispanic	1,106	0	513	0	46	0
White, non-Hispanic	0	0	0	0		
Race/ethnicity unknown	0	0	0	0		
Total men	1,106	0	513	0	46	0
Women						
Nonresident alien	0	0	0	0		
Black, non-Hispanic	0	0	0	0		
American Indian/Alaska Native	0	0	0	0		
Asian/Pacific Islander	0	0	0	0		
Hispanic	1,163	0	690	0	59	0
White, non-Hispanic	0	0	0	0		
Race/ethnicity unknown	0	0	0	0		
Total women	1,163	0	690	0	59	0
Total (men and women)						
Nonresident alien	0	0	0	0		
Black, non-Hispanic	0	0	0	0		
American Indian/Alaska Native	0	0	0	0		
Asian/Pacific Islander	0	0	0	0		
Hispanic	2,269	0	1,203	0	53	0
White, non-Hispanic	0	0	0	0		
Race/ethnicity unknown	0	0	0	0		
Total	2,269	0	1,203	0	53	0

Institution: University of Puerto Rico-Mayaguez (243197)

User ID: P72431971

Explanation Report

There are no explanations for selected survey and institution

