

**Overview**

**Institutional Characteristics Overview**

Welcome to the Institutional Characteristics (IC) component. This component collects important information about your institution's mission, student services, and student charges.

Much of the data reported on IC appear on College Navigator, which is updated once after IC data has been reviewed. Thus, errors may stay on College Navigator for a full year.

Additionally, the cost of attendance data are used to calculate the net price of attendance in the Student Financial Aid component. This has important implications for what students see about your institution, and also for the College Affordability and Transparency Center's lists. **Revisions or changes to costs can ONLY be made in the Student Financial Aid component and not in the prior year revision system.**

Remember, it is the responsibility of the keyholder to submit accurate data about the institution. Please contact the IPEDS Help Desk for clarifications to make sure that you are reporting correctly.

**Changes to This Year's IC Component**

The following changes were implemented for the 2017-18 data collection period:

- In Part C, questions about distance education opportunities have been modified.
- In Part D, instructions about student charges for cost (price) of attendance for public program reporters have been modified.

**Common Errors**

Quality control reviews of past IC data indicate frequently made errors. Please review the common errors below to ensure accurate reporting. Additional common errors or tips can be found in the New Keyholder Handbook under Resources.

- Part C, question 8 should only be marked 'YES' if your institution is **EXCLUSIVELY** distance education. Do not mark 'YES' if your courses/programs are also available in person.
- Do not try to outsmart fatal errors; this is falsifying data. Contact the Help Desk to override, or fix, the data.
- Make sure you understand ALL definitions before responding to questions. For example, make sure that you are reporting for an 'ACADEMIC YEAR' or 'PROGRAM' as defined by IPEDS.

To download the survey materials for this component: [Survey Materials](#)

To access your prior year data submission for this component: [Reported Data](#)


**Part A - Mission Statement**

1. Provide the institution's mission statement or a web address (URL) where the mission statement can be found. Typed statements are limited to 2,000 characters or less. The mission statement will be available to the public on College Navigator.

Mission Statement URL:	<input type="text" value="http://www.uprm.edu/p/rectoria/vision_y_mision"/> <b>Please begin URL with "http://" or "https://"</b>
Mission Statement	<div data-bbox="41 398 730 533" style="border: 1px solid black; height: 60px;"></div>

**Part B - Services and Programs for Servicemembers and Veterans****1. Which of the following are available to veterans, military servicemembers, or their families?**

- |                                     |   |
|-------------------------------------|---|
| <input checked="" type="checkbox"/> | <a href="#">Yellow Ribbon Program</a> (officially known as Post-9/11 GI Bill, Yellow Ribbon Program)          |
| <input type="checkbox"/>            | <a href="#">Credit for military training</a>  |
| <input type="checkbox"/>            | Dedicated point of contact for support services for veterans, military servicemembers, and their families     |
| <input type="checkbox"/>            | Recognized student veteran organization   |
| <input type="checkbox"/>            | Member of <a href="#">Department of Defense Voluntary Educational Partnership Memorandum of Understanding</a> |
| <input type="checkbox"/>            | None of the above   |

 You may use the space below to provide context for the data you've reported above. These context notes will be posted on the College Navigator website, and should be written to be understood by students and parents.

For more information, see: <http://www.uprm.edu/registrar/veteranos.php>

**Part C - Student Services - Special Learning Opportunities**

**1. Does your institution accept any of the following? [Check all that apply]**

<input checked="" type="checkbox"/>	<u>Dual credit</u> (college credit earned while in high school)
<input type="checkbox"/>	<u>Credit for life experiences</u>
<input checked="" type="checkbox"/>	<u>Advanced placement (AP) credits</u>
<input type="checkbox"/>	None of the above

**2. What types of special learning opportunities are offered by your institution? [Check all that apply]**

<input checked="" type="checkbox"/>	ROTC		
<input checked="" type="checkbox"/>	Amy	<input type="checkbox"/>	Navy
<input checked="" type="checkbox"/>	Air Force		
<input checked="" type="checkbox"/>	<u>Study abroad</u>		
<input type="checkbox"/>	<u>Weekend/evening college</u>		
<input checked="" type="checkbox"/>	<u>Teacher certification</u> (for the elementary, middle school/junior high, or secondary level) Do <b>not</b> include certifications to teach at the postsecondary level.		
<input checked="" type="checkbox"/>	Students can complete their preparation in certain areas of specialization		
<input type="checkbox"/>	Students must complete their preparation at another institution for certain areas of specialization		
<input type="checkbox"/>	This institution is approved by the state for the initial certification or licensure of teachers		
<input type="checkbox"/>	None of the above		

**3. If your institution grants a bachelor's degree or higher but does not offer a full 4-year program of study at the undergraduate level, how many years of completed college-level work are required for entrance?**

Number of years	Select One
-----------------	------------

**Part C - Student Services: Other Student Services**

**4. Which of the following selected student services are offered by your institution? [Check all that apply]**


<input checked="" type="checkbox"/>	Remedial services
<input checked="" type="checkbox"/>	Academic/career <u>counseling services</u>
<input checked="" type="checkbox"/>	Employment services for current students
<input checked="" type="checkbox"/>	Placement services for program completers
<input type="checkbox"/>	On-campus <u>day care</u> for children of students
<input type="checkbox"/>	None of the above

**5. Which of the following academic library resource or service does your institution provide? [Check all that apply]**

<input checked="" type="checkbox"/>	Physical facilities
<input checked="" type="checkbox"/>	 An organized collection of printed materials
<input checked="" type="checkbox"/>	Access to digital/electronic resources
<input checked="" type="checkbox"/>	A staff trained to provide and interpret library materials
<input checked="" type="checkbox"/>	Established library hours
<input type="checkbox"/>	 Access to library collections that are shared with other institutions
<input type="checkbox"/>	None of the above

**6. Indicate whether or not any of the following alternative tuition plans are offered by your institution.**

<input type="radio"/>	No
<input checked="" type="radio"/>	Yes
<input checked="" type="checkbox"/>	Tuition guarantee
<input type="checkbox"/>	Prepaid tuition plan
<input checked="" type="checkbox"/>	Tuition payment plan
<input type="checkbox"/>	Other (specify in box below)

 You may use the space below to provide context for the alternative tuition plans you've reported above. These context notes will be posted on the College Navigator website, and should be written to be understood by students and parents.

**Part C - Student Services - Distance Education**

7. Please indicate at what level(s) your institution does or does not offer distance education courses and/or distance education programs. Check all that apply.

	<u>Distance education courses</u>	<u>Distance education programs</u>	Does not offer Distance Education
Undergraduate level	<input checked="" type="checkbox"/>	<input type="checkbox"/>	<input type="checkbox"/>
Graduate level	<input checked="" type="checkbox"/>	<input type="checkbox"/>	<input type="checkbox"/>

8. Are all the programs at your institution offered exclusively via distance education programs?


<input checked="" type="radio"/>	No
<input type="radio"/>	Yes

**Part C - Student Services: Disability Service**

9. Please indicate the percentage of all undergraduate students enrolled during fall 2016 who were formally registered as students with disabilities with the institution's office of disability services (or the equivalent office).

3 percent or less

More than 3 percent:  %

 You may use the space below to provide context for the data you've reported above. These context notes will be posted on the College Navigator website, and should be written to be understood by students and parents.

**Part D - Student Charges Questions****1. Are all full-time, first-time degree/certificate-seeking students required to live on campus or in institutionally-controlled housing?**

If you answer **Yes** to this question, you will not be asked to report off-campus room and board in the price of attendance (D11).

This is only a screening question, and your response does not show up on College Navigator.

If you make any exceptions to this rule, and have even one full-time, first-time student living off-campus, please answer **No** so that this does not cause conflicts with the Student Financial Aid survey. Making changes to the SFA component is very difficult and may lead to inaccurate reporting for your institution.

- No
- Yes, and we do not make **ANY** (even one) exceptions to this rule

**2. Does your institution charge different tuition for in-district, in-state, or out-of-state students?**

If you answer **Yes** to this question, you will be expected to report tuition amounts for in-district, in-state, and out-of-state students.

Please only select **Yes** if you really charge different tuition rates, or you will be reporting the same numbers 3 times.

- No
- Yes

**3. Does your institution offer institutionally-controlled housing (either on or off campus)?**

If you answer **Yes** to this question, you will be expected to specify a housing capacity, and to report a room charge or a combined room and board charge (D10).

- No
- Yes

Specify housing capacity for academic year 2017-18

**4. Do you offer board or meal plans to your students?**

If you answer **Yes** to this question, you will be expected to report a board charge or combined room and board charge (D10).

- No
- Yes - Enter the number of meals per week in the maximum meal plan available
- 
- Yes - Number of meals per week can vary (e.g., students' charge meals against a meal card)



**Part D - Undergraduate Student Charges**

If the institution charges an application fee, indicate the amount.

	Amount	Prior year
<u>Undergraduate application fee</u>	0	0

**5. Charges to full-time undergraduate students for the full academic year 2017-18**

Please be sure to report an average tuition that includes all students at all levels (freshman, sophomore, etc.).

	<u>In-district</u>	Prior year	<u>In-state</u>	Prior year	<u>Out-of-state</u>	Prior year
All full-time undergraduate students						
Average tuition	1,938	1,878	1,938	1,878	3,960	3,900
Required fees	144	144	144	144	144	144

**6. Per credit hour charge for part-time undergraduate students**

Please be sure to report an average per credit tuition that includes all students at all levels (freshman, sophomore, etc.).

	<u>In-district</u>	Prior year	<u>In-state</u>	Prior year	<u>Out-of-state</u>	Prior year
Per credit hour charge	57	55	57	55	116	114

**Part D - Graduate Student Charges**

If the institution charges an application fee, indicate the amount.

	Amount	Prior year
<u>Graduate application fee</u>	25	25

*Please do not include tuition for Doctor's Degree – Professional Practice programs.  
Data for those programs are collected separately.*

**7. Charges to full-time graduate students for the full academic year 2017-18**

	<u>In-district</u>	Prior year	<u>In-state</u>	Prior year	<u>Out-of-state</u>	Prior year
Average tuition	2,520	2,520	2,520	2,520	6,498	6,371
Required fees	149	149	149	149	149	149

**8. Per credit hour charge for part-time graduate students**

	<u>In-district</u>	Prior year	<u>In-state</u>	Prior year	<u>Out-of-state</u>	Prior year
Per credit hour charge	140	137	140	137	354	354

**Part D - Student Charges - Price of Attendance**

**11. Cost of attendance for full-time, first-time undergraduate students:**

Please enter the amounts requested below. These data will be made available to the public on College Navigator. If your institution participates in any Title IV programs (Pell, Stafford, etc.), you must complete all information.

Estimates of expenses for books and supplies, room and board, and other expenses are those from the **Cost of Attendance report** used by the financial aid office in determining financial need. Please talk to your financial aid office to get these numbers, to ensure that you are reporting correctly.

If the 2017-18 tuition and/or fees as reported on this page for full-time, first-time students are covered by a tuition guarantee program, check the applicable box(es) under 'Tuition Guarantee'. Additionally, please indicate the maximum % increase that is guaranteed. These numbers are expected to be fairly small. Please contact the Help Desk if you are confused about these values and how to report them.

Charges for full academic year	2014-15	2015-16	2016-17	2017-18	Tuition Guarantee (check only if applicable to entering students in 2017-18)	Guaranteed increase %
<b>Published tuition and required fees:</b>						
<b>In-district</b>						
Tuition	1,870	1,870	1,904	1,904	<input checked="" type="checkbox"/>	4
Required fees	149	179	179	179	<input type="checkbox"/>	
Tuition + fees total	2,019	2,049	2,083	2,083		
<b>In-state</b>						
Tuition	1,870	1,870	1,904	1,904	<input checked="" type="checkbox"/>	4
Required fees	149	179	179	179	<input type="checkbox"/>	
Tuition + fees total	2,019	2,049	2,083	2,083		
<b>Out-of-state</b>						
Tuition	3,892	3,892	3,926	3,926	<input checked="" type="checkbox"/>	4
Required fees	149	179	179	179	<input type="checkbox"/>	
Tuition + fees total	4,041	4,071	4,105	4,105		
Books and supplies	1,825	1,862	2,168	2,168		
<b>Off-campus (not with family):</b>						
Room and board	8,280	8,751	11,161	11,161		
Other expenses	2,125	2,189	2,453	2,453		
Room and board and other expenses	10,405	10,940	13,614	13,614		
<b>Off-campus (with family):</b>						
Other expenses	2,900	2,987	3,251	3,251		

You may use the space below to provide context for the data you've reported above. These context notes will be posted on the College Navigator website, and should be written to be understood by students and parents.

**Part E - Athletic Association**

**1. Is this institution a member of a national athletic association?**

<input type="radio"/>	No
<input checked="" type="radio"/>	Yes - Check all that apply
<input checked="" type="checkbox"/>	National Collegiate Athletic Association (NCAA)
<input type="checkbox"/>	National Association of Intercollegiate Athletics (NAIA)
<input type="checkbox"/>	National Junior College Athletic Association (NJCAA)
<input type="checkbox"/>	United States Collegiate Athletic Association (USCAA)
<input type="checkbox"/>	National Christian College Athletic Association (NCCAA)
<input type="checkbox"/>	Other

**2. If this institution is a member of the NCAA or NAIA, specify the conference FOR EACH SPORT using the pull down menu.**

Sport	NCAA or NAIA member		Conference
Football	<input checked="" type="radio"/> No	<input type="radio"/> Yes-Specify	Select One
Basketball	<input type="radio"/> No	<input checked="" type="radio"/> Yes-Specify	Division II Independents
Baseball	<input checked="" type="radio"/> No	<input type="radio"/> Yes-Specify	Select One
Cross country and/or track	<input type="radio"/> No	<input checked="" type="radio"/> Yes-Specify	Division II Independents

**Prepared by**

The name of the preparer is being collected so that we can follow up with the appropriate person in the event that there are questions concerning the data. The Keyholder will be copied on all email correspondence to other preparers.

The time it took to prepare this component is being collected so that we can continue to improve our estimate of the reporting burden associated with IPEDS. Please include in your estimate the time it took for you to review instructions, query and search data sources, complete and review the component, and submit the data through the Data Collection System.

Thank you for your assistance.

**This survey component was prepared by:**

<input checked="" type="radio"/>	Keyholder	<input type="radio"/>	SFA Contact	<input type="radio"/>	HR Contact
<input type="radio"/>	Finance Contact	<input type="radio"/>	Academic Library Contact	<input type="radio"/>	Other
Name:	<input type="text" value="Sheila Marty-Rodriguez"/>				
Email:	<input type="text" value="sheila.marty-rodriguez@upr.edu"/>				

**How many staff from your institution only were involved in the data collection and reporting process of this survey component?**

<input type="text"/>	Number of Staff (including yourself)
----------------------	--------------------------------------

**How many hours did you and others from your institution only spend on each of the steps below when responding to this survey component?**

*Exclude the hours spent collecting data for state and other reporting purposes.*

Staff member	Collecting Data Needed	Revising Data to Match IPEDS Requirements	Entering Data	Revising and Locking Data
Your office	<input type="text"/> hours	<input type="text"/> hours	<input type="text"/> hours	<input type="text"/> hours
Other offices	<input type="text"/> hours	<input type="text"/> hours	<input type="text"/> hours	<input type="text"/> hours

**Summary**

### Institutional Characteristics Component Summary Academic Year Reporters

IPEDS collects important information regarding your institution. All data reported in IPEDS survey components become available in the IPEDS Data Center and appear as aggregated data in various Department of Education reports. Additionally, some of the reported data appears specifically for your institution through the College Navigator website and is included in your institution's Data Feedback Report (DFR). The purpose of this summary is to provide you an opportunity to view some of the data that, when accepted through the IPEDS quality control process, will appear on the College Navigator website and/or your DFR. College Navigator is updated approximately three months after the data collection period closes and Data Feedback Reports will be available through the [Data Center](#) and sent to your institution's CEO in November 2017.

Please review your data for accuracy. If you have questions about the data displayed below after reviewing the data reported on the survey screens, please contact the IPEDS Help Desk at: 1-877-225-2568 or [ipedshelp@rti.org](mailto:ipedshelp@rti.org).

GENERAL INFORMATION	
Mission Statement	<a href="http://www.uprm.edu/p/rectoria/vision_y_mision">http://www.uprm.edu/p/rectoria/vision_y_mision</a>
Are all the programs at your institution offered exclusively via distance education programs?	No
Special Learning Opportunities	ROTC (Army Air Force) Study abroad Teacher certification (below the postsecondary level)
Student Services	Remedial services Academic/career counseling services Employment services for current students Placement services for program completers
Credit Accepted	Dual credit (college credit earned while in high school) Advanced placement (AP) credits
Undergraduate students enrolled who are formally registered with office of disability services	3 percent or less

PRICING INFORMATION				
Estimated expenses for academic year for full-time, first-time students	2014-15	2015-16	2016-17	2017-18
In-district tuition and fees	\$2,019	\$2,049	\$2,083	\$2,083
In-state tuition and fees	\$2,019	\$2,049	\$2,083	\$2,083
Out-of-state tuition and fees	\$4,041	\$4,071	\$4,105	\$4,105
Books and supplies	\$1,825	\$1,862	\$2,168	\$2,168
Off-campus room and board	\$8,280	\$8,751	\$11,161	\$11,161
Off-campus other expenses	\$2,125	\$2,189	\$2,453	\$2,453
Off-campus with family other expenses	\$2,900	\$2,987	\$3,251	\$3,251
Average undergraduate student tuition and fees for academic year 2017-18	Tuition		Fees	
In-district	\$1,938		\$144	
In-state	\$1,938		\$144	
Out-of-state	\$3,960		\$144	
Average graduate student tuition and fees for academic year 2017-18	Tuition		Fees	
In-district	\$2,520		\$149	
In-state	\$2,520		\$149	
Out-of-state	\$6,498		\$149	
Alternative tuition plans	Tuition guarantee Tuition payment plan			

**Institutional Characteristics**

**University of Puerto Rico-Mayaguez (243197)**

Source	Description	Severity	Resolved	Options
<b>Screen: Price of Attendance</b>				
Screen Entry	The amount entered for required fees on the Part D - Price of Attendance screen is expected to be within 10% of the amount entered for required fees on the Part D - Undergraduate Student Charges screen. Please correct your data or explain the discrepancy. (Error #11225)	Explanation	Yes	
Reason:	During academic year 2014-15,UPR Governing Board issued a pilot plan (Certification No. 11 2014-15) stating that during academic year 2015-16 and subsequent years, all high school applicants who aspire to be admitted as freshmen will be exempt from payment of the application fee. Once admitted and enrolled for the academic year the students will be charged an admission fee of \$30.			
Related Screens:	Undergrad Tuition, Price of Attendance			
Screen Entry	The amount entered for required fees on the Part D - Price of Attendance screen is expected to be within 10% of the amount entered for required fees on the Part D - Undergraduate Student Charges screen. Please correct your data or explain the discrepancy. (Error #11225)	Explanation	Yes	
Reason:	During academic year 2014-15,UPR Governing Board issued a pilot plan (Certification No. 11 2014-15) stating that during academic year 2015-16 and subsequent years, all high school applicants who aspire to be admitted as freshmen will be exempt from payment of the application fee. Once admitted and enrolled for the academic year the students will be charged an admission fee of \$30.			
Related Screens:	Undergrad Tuition, Price of Attendance			
Screen Entry	The amount entered for required fees on the Part D - Price of Attendance screen is expected to be within 10% of the amount entered for required fees on the Part D - Undergraduate Student Charges screen. Please correct your data or explain the discrepancy. (Error #11225)	Explanation	Yes	
Reason:	During academic year 2014-15,UPR Governing Board issued a pilot plan (Certification No. 11 2014-15) stating that during academic year 2015-16 and subsequent years, all high school applicants who aspire to be admitted as freshmen will be exempt from payment of the application fee. Once admitted and enrolled for the academic year the students will be charged an admission fee of \$30.			
Related Screens:	Undergrad Tuition, Price of Attendance			

Completions Overview

Welcome to the IPEDS Completions survey component. The Completions component is one of several IPEDS components that is conducted during the Fall data collection period. It collects the number of degrees and certificates awarded by field of study, level of award, race/ethnicity, and gender. The reporting period for the Completions component is during the 12-month time period beginning July 1 of the previous calendar year and ending June 30 of the current calendar year; therefore, for this year's Completions component, the reporting period is between July 1, 2016 and June 30, 2017. The Completions component is also collecting the number of students (e.g., completers) who earned awards between July 1, 2016 and June 30, 2017.

Completions Common Errors

Some common completions component errors include the following:

- Including award levels on your current year Completions that were not reported on your previous year's (PY) Institutional Characteristics (IC). [Award levels in the PY IC component cannot be changed; therefore, contact the IPEDS Help Desk at 1-877-225-2568 if you need assistance.]
- Forgetting to select CIP codes for new programs of study that are offered by the institution, but do not have completions for the reporting period.
- Forgetting to enter in zero in at least one of the cells for CIP codes that do not have completions.

Recent Changes

- The following question on **distance education** has been added to the bottom of each individual "CIP Data" screen:  
"Is this program offered as a distance education program?"
  - The following two screens, which collect data specifically on students were added to this component, beginning in the 2012-13 survey year:
    - **"All Completers"** - Collects the number of students who earned an award between July 1, 2016 and June 30, 2017 by gender and race/ethnicity. (The intent of this screen is to collect an **unduplicated count** of total numbers of completers.)
    - **"Completers by Level"** - Collects the number of students who earned an award between July 1, 2016 and June 30, 2017 by award level and 1) by gender; 2) by race/ethnicity; and 3) by age.
  - The definition for Post-baccalaureate Certificate has changed slightly for the 2014-15 collection. The new definition is as follows: **An award that requires completion of an organized program of study beyond the bachelor's. It is designed for persons who have completed a baccalaureate degree, but does not meet the requirements of a master's degree.**
- NOTE: Even though Teacher Preparation certificate programs may require a bachelor's degree for admission, they are considered sub-baccalaureate undergraduate programs, and students in these programs are undergraduate students.**

General Information

CIP Codes:

The [CIP 2010 Website](#) includes a list of new CIP codes, a list of deleted CIP codes, a list of moved CIP Codes, and an online crosswalk of the 2000 CIP and 2010 CIP.

The [Resources Page](#) of the CIP 2010 website contains many valuable resources including:

- CIP 2010 Manual and copies of previous editions of the CIP Manual
- Crosswalk between the 2000 CIP codes and the 2010 CIP codes in Excel format

Keep in mind that some information provided by institutions on the Completions component appear in the [College Navigator](#), which is a major tool used by consumers searching for information about postsecondary education. It is therefore vitally important that you include accurate information about your institution.

Survey materials can be downloaded using the following link: [Survey Materials](#).

The prior year revision system can be accessed using the following link: [Prior Year Revision System](#)





CIPCODE	Award Level	Major	Gender	Non Resident Alien	Hispanic / Latino	American Indian or Alaska Native	Asian	Black or African American	Native Hawaiian or Other Pacific Islander	White	Two or more Races	Race/ ethnicity unknown	Total	distance education program		
13.1305 English/Language Arts Teacher Education	7 - Master's degree	1	Men	0	4	0	0	0	0	0	0	2	6			
			Women	0	7	0	0	0	0	0	0	3	10			
			Total	0	11	0	0	0	0	0	0	0	5	16	No	
13.1311 Mathematics Teacher Education	5 - Bachelor's degree	1	Men	0	1	0	0	0	0	0	0	0	1			
			Women	0	1	0	0	0	0	0	0	0	0	1		
			Total	0	2	0	0	0	0	0	0	0	0	2	No	
13.1311 Mathematics Teacher Education	7 - Master's degree	1	Men	0	1	0	0	0	0	0	0	0	1			
			Women	0	1	0	0	0	0	0	0	0	0	1		
			Total	0	2	0	0	0	0	0	0	0	0	2	No	
13.1314 Physical Education Teaching and Coaching	5 - Bachelor's degree	1	Men	0	5	0	0	0	0	0	0	1	6			
			Women	0	1	0	0	0	0	0	0	0	1	2		
			Total	0	6	0	0	0	0	0	0	0	2	8	No	
14.0301 Agricultural Engineering	5 - Bachelor's degree	1	Men	0	0	0	0	0	0	0	0	0	0	0		
			Women	0	0	0	0	0	0	0	0	0	0	0	0	
			Total	0	0	0	0	0	0	0	0	0	0	0	0	No
14.0701 Chemical Engineering	5 - Bachelor's degree	1	Men	0	39	0	0	0	0	0	0	4	43			
			Women	0	32	0	0	0	0	0	0	1	33			
			Total	0	71	0	0	0	0	0	0	0	5	76	No	
14.0701 Chemical Engineering	7 - Master's degree	1	Men	2	0	0	0	0	0	0	0	0	2			
			Women	1	1	0	0	0	0	0	0	0	0	2		
			Total	3	1	0	0	0	0	0	0	0	0	4	No	
14.0701 Chemical Engineering	17 - Doctor's degree - research / scholarship	1	Men	2	0	0	0	0	0	0	0	0	2			
			Women	1	2	0	0	0	0	0	0	0	0	3		
			Total	3	2	0	0	0	0	0	0	0	0	5	No	
14.0801 Civil Engineering, General	5 - Bachelor's degree	1	Men	1	46	0	0	0	0	0	0	6	53			
			Women	0	23	0	0	0	0	0	0	2	25			
			Total	1	69	0	0	0	0	0	0	0	8	78	No	
14.0801 Civil Engineering, General	7 - Master's degree	1	Men	0	15	0	0	0	0	0	0	1	16			
			Women	1	5	0	0	0	0	0	0	2	8			
			Total	1	20	0	0	0	0	0	0	0	3	24	No	
14.0801 Civil Engineering, General	17 - Doctor's degree - research / scholarship	1	Men	1	1	0	0	0	0	0	0	0	2			
			Women	0	0	0	0	0	0	0	0	0	0	0		
			Total	1	1	0	0	0	0	0	0	0	0	2	No	
14.0901 Computer Engineering, General	5 - Bachelor's degree	1	Men	0	43	0	0	0	0	0	0	1	44			
			Women	0	8	0	0	0	0	0	0	0	8			
			Total	0	51	0	0	0	0	0	0	0	1	52	No	
14.0901 Computer Engineering, General	7 - Master's degree	1	Men	4	7	0	0	0	0	0	0	0	11			
			Women	0	0	0	0	0	0	0	0	0	0	0		
			Total	4	7	0	0	0	0	0	0	0	0	11	No	
14.1001 Electrical and Electronics Engineerin	5 - Bachelor's degree	1	Men	0	76	0	0	0	0	0	0	5	81			
			Women	0	20	0	0	0	0	0	0	1	21			
			Total	0	96	0	0	0	0	0	0	0	6	102	No	
14.1001 Electrical and Electronics Engineerin	7 - Master's degree	1	Men	6	8	0	0	0	0	0	0	1	15			
			Women	2	2	0	0	0	0	0	0	0	0	4		
			Total	8	10	0	0	0	0	0	0	0	1	19	No	
14.1901 Mechanical Engineering	5 - Bachelor's degree	1	Men	0	111	0	0	0	0	0	0	9	120			
			Women	0	14	0	0	0	0	0	0	0	1	15		
			Total	0	125	0	0	0	0	0	0	0	10	135	No	
14.1901 Mechanical Engineering	7 - Master's degree	1	Men	3	5	0	0	0	0	0	0	0	8			
			Women	0	0	0	0	0	0	0	0	0	0	0		
			Total	3	5	0	0	0	0	0	0	0	0	8	No	
14.3501 Industrial Engineering	5 - Bachelor's degree	1	Men	0	36	0	0	0	0	0	0	1	37			
			Women	0	26	0	0	0	0	0	0	0	1	27		
			Total	0	62	0	0	0	0	0	0	0	2	64	No	
14.3501 Industrial Engineering	7 - Master's degree	1	Men	3	5	0	0	0	0	0	0	1	9			
			Women	1	6	0	0	0	0	0	0	0	0	7		
			Total	4	11	0	0	0	0	0	0	0	1	16	No	
15.1102 Surveying Technology/Surveying	5 - Bachelor's degree	1	Men	0	15	0	0	0	0	0	0	1	16			
			Women	0	6	0	0	0	0	0	0	0	6			
			Total	0	21	0	0	0	0	0	0	0	1	22	No	
15.1501 Engineering/Industrial Management	7 - Master's degree	1	Men	0	0	0	0	0	0	0	0	0	0			
			Women	0	0	0	0	0	0	0	0	0	0	0		
			Total	0	0	0	0	0	0	0	0	0	0	0	No	
16.0104 Comparative Literature	5 - Bachelor's degree	1	Men	0	1	0	0	0	0	0	0	0	1			
			Women	0	5	0	0	0	0	0	0	0	0	5		
			Total	0	6	0	0	0	0	0	0	0	0	6	No	
16.0901 French Language and Literature	5 - Bachelor's degree	1	Men	0	0	0	0	0	0	0	0	0	0			
			Women	0	2	0	0	0	0	0	0	0	0	2		
			Total	0	2	0	0	0	0	0	0	0	0	2	No	
16.0905 Spanish Language and Literature	5 - Bachelor's degree	1	Men	0	0	0	0	0	0	0	0	0	0			
			Women	0	4	0	0	0	0	0	0	0	4			
			Total	0	4	0	0	0	0	0	0	0	0	4	No	
16.0905 Spanish Language and Literature	7 - Master's degree	1	Men	0	0	0	0	0	0	0	0	0	0			
			Women	0	0	0	0	0	0	0	0	1	1			
			Total	0	0	0	0	0	0	0	0	0	1	1	No	

CIPCODE	Award Level	Major	Gender	Non Resident Alien	Hispanic / Latino	American Indian or Alaska Native	Asian	Black or African American	Native Hawaiian or Other Pacific Islander	White	Two or more Races	Race/ ethnicity unknown	Total	distance education program	
23.0101 English Language and Literature, General	5 - Bachelor's degree	1	Men	0	5	0	0	0	0	0	0	1	6		
			Women	0	18	0	0	0	0	0	0	0	1	19	
			Total	0	23	0	0	0	0	0	0	0	0	2	25
26.0101 Biology/Biological Sciences, General	5 - Bachelor's degree	1	Men	0	53	0	0	0	0	0	0	3	56		
			Women	0	99	0	0	0	0	0	0	0	4	103	
			Total	0	152	0	0	0	0	0	0	0	0	7	159
26.0101 Biology/Biological Sciences, General	7 - Master's degree	1	Men	1	5	0	0	0	0	0	0	1	7		
			Women	0	8	0	0	0	0	0	0	0	2	10	
			Total	1	13	0	0	0	0	0	0	0	0	3	17
26.0502 Microbiology, General	5 - Bachelor's degree	1	Men	0	26	0	0	0	0	0	0	2	28		
			Women	0	57	0	0	0	0	0	0	3	60		
			Total	0	83	0	0	0	0	0	0	0	5	88	No
26.1201 Biotechnology	5 - Bachelor's degree	1	Men	0	6	0	0	0	0	0	0	0	6		
			Women	0	8	0	0	0	0	0	0	0	0	8	
			Total	0	14	0	0	0	0	0	0	0	0	14	No
26.1302 Marine Biology and Biological Oceanography	7 - Master's degree	1	Men	1	0	0	0	0	0	0	0	1	2		
			Women	0	2	0	0	0	0	0	0	0	1	3	
			Total	1	2	0	0	0	0	0	0	0	2	5	No
26.1302 Marine Biology and Biological Oceanography	17 - Doctor's degree - research / scholarship	1	Men	1	0	0	0	0	0	0	0	0	1		
			Women	0	0	0	0	0	0	0	0	0	0	0	
			Total	1	0	0	0	0	0	0	0	0	0	1	No
27.0101 Mathematics, General	5 - Bachelor's degree	1	Men	0	5	0	0	0	0	0	0	0	5		
			Women	0	3	0	0	0	0	0	0	0	0	3	
			Total	0	8	0	0	0	0	0	0	0	0	8	No
27.0101 Mathematics, General	7 - Master's degree	1	Men	6	0	0	0	0	0	0	0	0	6		
			Women	2	0	0	0	0	0	0	0	0	0	2	
			Total	8	0	0	0	0	0	0	0	0	0	8	No
27.0301 Applied Mathematics, General	7 - Master's degree	1	Men	2	0	0	0	0	0	0	0	0	2		
			Women	0	0	0	0	0	0	0	0	0	0	0	
			Total	2	0	0	0	0	0	0	0	0	0	2	No
27.0501 Statistics, General	7 - Master's degree	1	Men	0	0	0	0	0	0	0	0	0	0		
			Women	3	1	0	0	0	0	0	0	0	0	4	
			Total	3	1	0	0	0	0	0	0	0	0	4	No
31.0301 Parks, Recreation and Leisure Facilities Management, General	5 - Bachelor's degree	1	Men	0	0	0	0	0	0	0	0	0	0		
			Women	0	0	0	0	0	0	0	0	0	0	0	
			Total	0	0	0	0	0	0	0	0	0	0	0	No
31.0505 Kinesiology and Exercise Science	7 - Master's degree	1	Men	0	2	0	0	0	0	0	0	0	2		
			Women	0	0	0	0	0	0	0	0	2	2		
			Total	0	2	0	0	0	0	0	0	0	2	4	No
38.0101 Philosophy	5 - Bachelor's degree	1	Men	0	0	0	0	0	0	0	0	0	0		
			Women	0	1	0	0	0	0	0	0	0	0	1	
			Total	0	1	0	0	0	0	0	0	0	0	1	No
40.0101 Physical Sciences	5 - Bachelor's degree	1	Men	0	3	0	0	0	0	0	0	0	3		
			Women	0	0	0	0	0	0	0	0	0	0	0	
			Total	0	3	0	0	0	0	0	0	0	0	3	No
40.0501 Chemistry, General	5 - Bachelor's degree	1	Men	0	24	0	0	0	0	0	0	0	24		
			Women	0	26	0	0	0	0	0	0	1	27		
			Total	0	50	0	0	0	0	0	0	0	1	51	No
40.0501 Chemistry, General	7 - Master's degree	1	Men	0	1	0	0	0	0	0	0	0	1		
			Women	0	2	0	0	0	0	0	0	0	2		
			Total	0	3	0	0	0	0	0	0	0	3	No	
40.0599 Chemistry, Other	17 - Doctor's degree - research / scholarship	1	Men	0	3	0	0	0	0	0	0	0	3		
			Women	0	2	0	0	0	0	0	0	0	2		
			Total	0	5	0	0	0	0	0	0	0	5	No	
40.0601 Geology/Earth Science, General	5 - Bachelor's degree	1	Men	0	7	0	0	0	0	0	0	0	7		
			Women	0	10	0	0	0	0	0	0	3	13		
			Total	0	17	0	0	0	0	0	0	0	3	20	No
40.0601 Geology/Earth Science, General	7 - Master's degree	1	Men	0	3	0	0	0	0	0	0	1	4		
			Women	0	1	0	0	0	0	0	0	0	1		
			Total	0	4	0	0	0	0	0	0	0	1	5	No
40.0801 Physics, General	5 - Bachelor's degree	1	Men	0	6	0	0	0	0	0	0	0	6		
			Women	0	2	0	0	0	0	0	0	0	2		
			Total	0	8	0	0	0	0	0	0	0	0	8	No
40.0801 Physics, General	7 - Master's degree	1	Men	1	1	0	0	0	0	0	0	0	2		
			Women	0	0	0	0	0	0	0	0	0	0	0	
			Total	1	1	0	0	0	0	0	0	0	0	2	No
42.0101 Psychology, General	5 - Bachelor's degree	1	Men	0	17	0	0	0	0	0	0	1	18		
			Women	0	53	0	0	0	0	0	0	1	54		
			Total	0	70	0	0	0	0	0	0	0	2	72	No
45.0101 Social Sciences, General	5 - Bachelor's degree	1	Men	0	9	0	0	0	0	0	0	0	9		
			Women	0	17	0	0	0	0	0	0	1	18		
			Total	0	26	0	0	0	0	0	0	0	1	27	No
45.0601 Economics, General	5 - Bachelor's degree	1	Men	0	9	0	0	0	0	0	0	1	10		
			Women	0	2	0	0	0	0	0	0	0	2		
			Total	0	11	0	0	0	0	0	0	0	1	12	No

CIPCODE	Award Level	Major	Gender	Non Resident Alien	Hispanic / Latino	American Indian or Alaska Native	Asian	Black or African American	Native Hawaiian or Other Pacific Islander	White	Two or more Races	Race/ ethnicity unknown	Total	distance education program		
45.1001 Political Science and Government, General	5 - Bachelor's degree	1	Men	0	15	0	0	0	0	0	0	0	15			
			Women	0	17	0	0	0	0	0	0	0	4	21		
			Total	0	32	0	0	0	0	0	0	0	0	4	36	No
45.1101 Sociology	5 - Bachelor's degree	1	Men	0	1	0	0	0	0	0	0	0	1			
			Women	0	13	0	0	0	0	0	0	0	2	15		
			Total	0	14	0	0	0	0	0	0	0	0	2	16	No
50.0702 Fine/Studio Arts, General	5 - Bachelor's degree	1	Men	0	6	0	0	0	0	0	0	0	2	8		
			Women	0	7	0	0	0	0	0	0	0	0	2	9	
			Total	0	13	0	0	0	0	0	0	0	0	4	17	No
50.0703 Art History, Criticism and Conservation	5 - Bachelor's degree	1	Men	0	1	0	0	0	0	0	0	0	1	2		
			Women	0	1	0	0	0	0	0	0	0	0	2	3	
			Total	0	2	0	0	0	0	0	0	0	0	3	5	No
51.0913 Athletic Training/Trainer	5 - Bachelor's degree	1	Men	0	14	0	0	0	0	0	0	0	1	15		
			Women	0	7	0	0	0	0	0	0	0	0	0	7	
			Total	0	21	0	0	0	0	0	0	0	0	1	22	No
51.1102 Pre-Medicine/Pre-Medical Studies	5 - Bachelor's degree	1	Men	0	6	0	0	0	0	0	0	0	0	6		
			Women	0	6	0	0	0	0	0	0	0	0	1	7	
			Total	0	12	0	0	0	0	0	0	0	0	1	13	No
51.3801 Registered Nursing/Registered Nurse	5 - Bachelor's degree	1	Men	0	21	0	0	0	0	0	0	0	2	23		
			Women	0	49	0	0	0	0	0	0	0	0	6	55	
			Total	0	70	0	0	0	0	0	0	0	0	8	78	No
52.0101 Business/Commerce, General	7 - Master's degree	1	Men	0	1	0	0	0	0	0	0	0	0	1		
			Women	0	0	0	0	0	0	0	0	0	0	0	0	
			Total	0	1	0	0	0	0	0	0	0	0	0	1	No
52.0201 Business Administration and Management, General	5 - Bachelor's degree	1	Men	0	5	0	0	0	0	0	0	0	0	5		
			Women	0	3	0	0	0	0	0	0	0	0	0	3	
			Total	0	8	0	0	0	0	0	0	0	0	0	8	No
52.0201 Business Administration and Management, General	7 - Master's degree	1	Men	0	1	0	0	0	0	0	0	0	0	1		
			Women	1	1	0	0	0	0	0	0	0	0	1	3	
			Total	1	2	0	0	0	0	0	0	0	0	1	4	No
52.0301 Accounting	5 - Bachelor's degree	1	Men	0	24	0	0	0	0	0	0	0	3	27		
			Women	0	21	0	0	0	0	0	0	0	0	2	23	
			Total	0	45	0	0	0	0	0	0	0	0	5	50	No
52.0401 Administrative Assistant and Secretarial Science, General	5 - Bachelor's degree	1	Men	0	7	0	0	0	0	0	0	0	1	8		
			Women	0	10	0	0	0	0	0	0	0	0	0	10	
			Total	0	17	0	0	0	0	0	0	0	0	1	18	No
52.0801 Finance, General	5 - Bachelor's degree	1	Men	0	3	0	0	0	0	0	0	0	1	4		
			Women	0	2	0	0	0	0	0	0	0	0	0	2	
			Total	0	5	0	0	0	0	0	0	0	0	1	6	No
52.0801 Finance, General	7 - Master's degree	1	Men	0	1	0	0	0	0	0	0	0	0	1		
			Women	0	0	0	0	0	0	0	0	0	0	0	0	
			Total	0	1	0	0	0	0	0	0	0	0	0	1	No
52.1001 Human Resources Management/Personnel Administration, General	5 - Bachelor's degree	1	Men	0	6	0	0	0	0	0	0	0	1	7		
			Women	0	10	0	0	0	0	0	0	0	0	1	11	
			Total	0	16	0	0	0	0	0	0	0	0	2	18	No
52.1001 Human Resources Management/Personnel Administration, General	7 - Master's degree	1	Men	0	0	0	0	0	0	0	0	0	0	0		
			Women	0	0	0	0	0	0	0	0	0	0	0	0	
			Total	0	0	0	0	0	0	0	0	0	0	0	0	No
52.1401 Marketing/Marketing Management, General	5 - Bachelor's degree	1	Men	0	4	0	0	0	0	0	0	0	1	5		
			Women	0	17	0	0	0	0	0	0	0	0	0	17	
			Total	0	21	0	0	0	0	0	0	0	0	1	22	No
52.1401 Marketing/Marketing Management, General	7 - Master's degree	1	Men	0	0	0	0	0	0	0	0	0	0	0		
			Women	0	0	0	0	0	0	0	0	0	0	0	0	
			Total	0	0	0	0	0	0	0	0	0	0	0	0	No
54.0101 History, General	5 - Bachelor's degree	1	Men	0	7	0	0	0	0	0	0	0	0	7		
			Women	0	2	0	0	0	0	0	0	0	0	1	3	
			Total	0	9	0	0	0	0	0	0	0	0	1	10	No

**Completions: total by first major**

99.0000 Summary Grand Totals	Award Level	Nonresident alien	Hispanic Latino	American Indian or Alaska Native	Asian	Black or African American	Native Hawaiian or Other Pacific Islander	White	Two or more Races	Race/ethnicity unknown	Total	PY Total
<b>Bachelor's degree</b>	<b>5</b>											
Men		1	769	0	0	0	0	0	0	63	833	836
Women		0	684	0	0	0	0	0	0	48	732	832
<b>Total</b>		<b>1</b>	<b>1453</b>	<b>0</b>	<b>0</b>	<b>0</b>	<b>0</b>	<b>0</b>	<b>0</b>	<b>111</b>	<b>1565</b>	<b>1668</b>
<b>Master's degree</b>	<b>7</b>											
Men		35	70	0	0	0	0	0	0	8	113	87
Women		17	58	0	0	0	0	0	0	16	91	67
<b>Total</b>		<b>52</b>	<b>128</b>	<b>0</b>	<b>0</b>	<b>0</b>	<b>0</b>	<b>0</b>	<b>0</b>	<b>24</b>	<b>204</b>	<b>154</b>
<b>Doctor's degree - research / scholarship</b>	<b>17</b>											
Men		4	5	0	0	0	0	0	0	0	9	10
Women		1	5	0	0	0	0	0	0	0	6	12
<b>Total</b>		<b>5</b>	<b>10</b>	<b>0</b>	<b>0</b>	<b>0</b>	<b>0</b>	<b>0</b>	<b>0</b>	<b>0</b>	<b>15</b>	<b>22</b>
Grand Total Men		40	844	0	0	0	0	0	0	71	955	933
Grand Total Women		18	747	0	0	0	0	0	0	64	829	911
Grand Total		58	1591	0	0	0	0	0	0	135	1784	1844
PY Grand Total Men		27	828	0	0	0	0	0	0	78		933
PY Grand Total Women		21	813	0	0	0	0	0	0	77		911
PY Grand Total		48	1641	0	0	0	0	0	0	155		1844

All Completers

Institutions must report the following information. (Some data will be pre-populated from the completions by CIP code data.)

All Completers

Number of students by gender and race and ethnicity earning an award between July 1, 2016 and June 30, 2017. Count each student only once, regardless of how many awards he/she earned. The intent of this screen is to collect an unduplicated count of total numbers of *completers*.

- Report Hispanic/Latino individuals of any race as Hispanic/Latino
- Report race for non-Hispanic/Latino individuals only

	Men		Women		Total Students
	Number of Students	Total Awards	Number of Students	Total Awards	
<u>Nonresident alien</u>	40	40	18	18	58
<u>Hispanic/Latino</u>	833	844	734	747	1,567
<u>American Indian or Alaska Native</u>		0		0	0
<u>Asian</u>		0		0	0
<u>Black or African American</u>		0		0	0
<u>Native Hawaiian or Other Pacific Islander</u>		0		0	0
<u>White</u>		0		0	0
<u>Two or more races</u>		0		0	0
<u>Race and ethnicity unknown</u>	69	71	62	64	131
<b>TOTAL</b>	942	955	814	829	1,756
<b>PY TOTAL</b>	912		891		1,803

Completers by Level

Institutions must report the number of students who earned an award by level. This screen will be shown for each of the following consolidated award levels for which there is a reported completion:

- Postsecondary awards, certificates, or diplomas of **less than 1 academic year**
  - Less than 900 contact or clock hours, or
  - Less than 30 SEMESTER or TRIMESTER credit hours, or
  - Less than 45 QUARTER credit hours
- Postsecondary awards, certificates, or diplomas of **at least 1 but less than 4 academic years**
  - 900 or more contact or clock hours, or
  - 30 or more SEMESTER or TRIMESTER credit hours, or
  - 45 or more QUARTER credit hours
- Associate's degrees
- Bachelor's degrees
- Master's degrees
- Doctor's degrees
- Postbaccalaureate and post-master's certificates

Bachelor's degrees

Number of students by gender, by race and ethnicity, and by age earning this award between July 1, 2016 and June 30, 2017. Each student should be counted once per award level. For example, if a student earned a master's degree and a doctor's degree, he/she should be counted once in master's and once in doctor's. A student earning two master's degrees should be counted only once.

- Report Hispanic/Latino individuals of any race as Hispanic/Latino
- Report race for non-Hispanic/Latino individuals only

	Number of Students	Total Awards
<b>By Gender</b>		
Men	820	833
Women	717	732
<b>TOTAL</b>	1,537	1,565
PY TOTAL	1,627	
<b>By Race/Ethnicity</b>		
Nonresident alien	1	1
Hispanic/Latino	1,429	1,453
American Indian or Alaska Native		0
Asian		0
Black or African American		0
Native Hawaiian or Other Pacific Islander		0
White		0
Two or more races		0
Race and ethnicity unknown	107	111
<b>TOTAL</b>	1,537	1,565
<b>By Age</b>		
Under 18		
18-24	1,052	
25-39	481	
40 and Above	2	
Age Unknown	2	
<b>TOTAL</b>	1,537	1,565

Completers by Level

Institutions must report the number of students who earned an award by level. This screen will be shown for each of the following consolidated award levels for which there is a reported completion:

- Postsecondary awards, certificates, or diplomas of **less than 1 academic year**
  - Less than 900 contact or clock hours, or
  - Less than 30 SEMESTER or TRIMESTER credit hours, or
  - Less than 45 QUARTER credit hours
- Postsecondary awards, certificates, or diplomas of **at least 1 but less than 4 academic years**
  - 900 or more contact or clock hours, or
  - 30 or more SEMESTER or TRIMESTER credit hours, or
  - 45 or more QUARTER credit hours
- Associate's degrees
- Bachelor's degrees
- Master's degrees
- Doctor's degrees
- Postbaccalaureate and post-master's certificates

Master's degrees

Number of students by gender, by race and ethnicity, and by age earning this award between July 1, 2016 and June 30, 2017. Each student should be counted once per award level. For example, if a student earned a master's degree and a doctor's degree, he/she should be counted once in master's and once in doctor's. A student earning two master's degrees should be counted only once.

- Report Hispanic/Latino individuals of any race as Hispanic/Latino
- Report race for non-Hispanic/Latino individuals only

	Number of Students	Total Awards
<b>By Gender</b>		
Men	113	113
Women	91	91
<b>TOTAL</b>	<b>204</b>	<b>204</b>
PY TOTAL	<b>154</b>	
<b>By Race/Ethnicity</b>		
Nonresident alien	52	52
Hispanic/Latino	128	128
American Indian or Alaska Native		0
Asian		0
Black or African American		0
Native Hawaiian or Other Pacific Islander		0
White		0
Two or more races		0
Race and ethnicity unknown	24	24
<b>TOTAL</b>	<b>204</b>	<b>204</b>
<b>By Age</b>		
Under 18		
18-24	2	
25-39	195	
40 and Above	5	
Age Unknown	2	
<b>TOTAL</b>	<b>204</b>	<b>204</b>



Completers by Level

Institutions must report the number of students who earned an award by level. This screen will be shown for each of the following consolidated award levels for which there is a reported completion:

- Postsecondary awards, certificates, or diplomas of **less than 1 academic year**
  - Less than 900 contact or clock hours, or
  - Less than 30 SEMESTER or TRIMESTER credit hours, or
  - Less than 45 QUARTER credit hours
- Postsecondary awards, certificates, or diplomas of **at least 1 but less than 4 academic years**
  - 900 or more contact or clock hours, or
  - 30 or more SEMESTER or TRIMESTER credit hours, or
  - 45 or more QUARTER credit hours
- Associate's degrees
- Bachelor's degrees
- Master's degrees
- Doctor's degrees
- Postbaccalaureate and post-master's certificates

Doctor's degrees

Number of students by gender, by race and ethnicity, and by age earning this award between July 1, 2016 and June 30, 2017. Each student should be counted once per award level. For example, if a student earned a master's degree and a doctor's degree, he/she should be counted once in master's and once in doctor's. A student earning two master's degrees should be counted only once.

- Report Hispanic/Latino individuals of any race as Hispanic/Latino
- Report race for non-Hispanic/Latino individuals only

	Number of Students	Total Awards
<b>By Gender</b>		
Men	9	9
Women	6	6
<b>TOTAL</b>	15	15
PY TOTAL	22	
<b>By Race/Ethnicity</b>		
Nonresident alien	5	5
Hispanic/Latino	10	10
American Indian or Alaska Native		0
Asian		0
Black or African American		0
Native Hawaiian or Other Pacific Islander		0
White		0
Two or more races		0
Race and ethnicity unknown		0
<b>TOTAL</b>	15	15
<b>By Age</b>		
Under 18		
18-24		
25-39	10	
40 and Above	5	
Age Unknown		
<b>TOTAL</b>	15	15

Prepared by

The name of the preparer is being collected so that we can follow up with the appropriate person in the event that there are questions concerning the data. The Keyholder will be copied on all email correspondence to other preparers.

The time it took to prepare this component is being collected so that we can continue to improve our estimate of the reporting burden associated with IPEDS. Please include in your estimate the time it took for you to review instructions, query and search data sources, complete and review the component, and submit the data through the Data Collection System.

Thank you for your assistance.

**This survey component was prepared by:**

<input type="radio"/> Keyholder	<input type="radio"/> SFA Contact	<input type="radio"/> HR Contact
<input type="radio"/> Finance Contact	<input type="radio"/> Academic Library Contact	<input type="radio"/> Other
Name: <input type="text"/>		
Email: <input type="text"/>		

**How many staff from your institution only were involved in the data collection and reporting process of this survey component?**

<input type="text"/>	Number of Staff (including yourself)
----------------------	--------------------------------------

**How many hours did you and others from your institution only spend on each of the steps below when responding to this survey component?**

*Exclude the hours spent collecting data for state and other reporting purposes.*

Staff member	Collecting Data Needed	Revising Data to Match IPEDS Requirements	Entering Data	Revising and Locking Data
Your office	<input type="text"/> hours	<input type="text"/> hours	<input type="text"/> hours	<input type="text"/> hours
Other offices	<input type="text"/> hours	<input type="text"/> hours	<input type="text"/> hours	<input type="text"/> hours

## Summary

IPEDS collects important information regarding your institution. All data reported in IPEDS survey components become available in the IPEDS Data Center and appear as aggregated data in various Department of Education reports. Additionally, some of the reported data appears specifically for your institution through the College Navigator website and is included in your institution's Data Feedback Report (DFR). The purpose of this summary is to provide you an opportunity to view some of the data that, when accepted through the IPEDS quality control process, will appear on the College Navigator website and/or your DFR. College Navigator is updated approximately three months after the data collection period closes and Data Feedback Reports will be available through the [Data Center](#) and sent to your institution's CEO in November 2017.

Please review your data for accuracy. If you have questions about the data displayed below after reviewing the data reported on the survey screens, please contact the IPEDS Help Desk at: 1-877-225-2568 or [ipedshelp@rti.org](mailto:ipedshelp@rti.org).

## Summary of Completions Data

Award Level	Number of Completions	
	1 <sup>st</sup> major	2 <sup>nd</sup> major
<a href="#">Bachelors degree</a> or equivalent	1,565	0
<a href="#">Master's degree</a>	204	0
<a href="#">Doctor's degree - research/scholarship</a>	15	0
Total number of degrees and certificates	1,784	

## Summary of Completers Data

	Number of Students		
	Men	Women	Total
All Completers	942	814	1,756

**Completions**

**University of Puerto Rico-Mayaguez (243197)**

Source	Description	Severity	Resolved	Options
<b>Global Edits</b>				
Perform Edits	Your institution reported in the prior year Institutional Characteristics survey that it offers undergraduate distance education opportunities (courses and/or programs), but you did not respond "Yes" to the distance education program question for any CIP code (award levels 1 to 5). Please correct your data or explain if your institution does not offer full programs via distance education. (Error #10585)	Explanation	Yes	
Reason:	We only offer some courses via distance education but not full programs.			
Perform Edits	Your institution reported in the prior year Institutional Characteristics survey that it offers graduate distance education opportunities (courses and/or programs), but you did not respond "Yes" to the distance education program question for any CIP code (award levels 6 to 19). Please correct your data or explain if your institution does not offer full programs via distance education. (Error #10587)	Explanation	Yes	
Reason:	We only offer some courses via distance education but not full programs.			
Perform Edits	Current year completions (40) are outside the expected range when compared to completions reported in the prior year (23) for: Men, 2-digit field (40), award level (5). Please correct your data or explain. (Error #10503)	Explanation	Yes	
Reason:	This number was verified and is correct.			

**Overview****12-month Enrollment Overview**

The 12-Month Enrollment component collects unduplicated student enrollment counts and instructional activity data for an entire 12-month period. Using the instructional activity data reported, a full-time equivalent (FTE) student enrollment at the undergraduate and graduate level is estimated. Institutions with Doctor's-professional practice students will also report the FTE enrollment of those students. NCES uses the FTE enrollment to produce indicators such as expenses by function per FTE as reported in the IPEDS Data Feedback Report.

**Data Reporting Reminders:**

- All institutions must use the July 1 - June 30 reporting period.

**Resources:**

To download the survey materials for this component: [Survey Materials](#)

To access your prior year data submission for this component: [Reported Data](#)

If you have questions about completing this survey, please contact the **IPEDS Help Desk at 1-877-225-2568**.

### Undergraduate Instructional Activity Type

Undergraduate instructional activity data in Part B may be reported in units of contact hours or credit hours.

Which instructional activity units will you use to report undergraduate instructional activity?

Please note that any graduate level instructional activity must be reported in credit hours.

- Contact hours
- Credit hours
- Both contact and credit hours (some undergraduate programs measured in contact hours and some measured in credit hours)

You may use the space below to provide context for the data you've reported above.

**Part A - Unduplicated Count**

**12-month Unduplicated Count by Race/Ethnicity and Gender  
July 1, 2016 - June 30, 2017**

**Reporting Reminders:**

- Report Hispanic/Latino individuals of any race as Hispanic/Latino
- Report race for non-Hispanic/Latino individuals only
- Even though Teacher Preparation certificate programs may require a bachelor's degree for admission, they are considered subbaccalaureate undergraduate programs, and students in these programs are undergraduate students.

**Graduate Student Reporting Reminder:**

- Report all postbaccalaureate degree and certificate students as graduate students, including any doctor's-professional practice students (formerly first-professional)

**Men**

Students enrolled for <u>credit</u>	Undergraduate students	Graduate students
<u>Nonresident alien</u>	7	165
<u>Hispanic/Latino</u>	6,436	393
<u>American Indian or Alaska Native</u>		
<u>Asian</u>		
<u>Black or African American</u>		
<u>Native Hawaiian or Other Pacific Islander</u>		
<u>White</u>		
<u>Two or more races</u>		
<u>Race and ethnicity unknown</u>	373	57
<b>Total men</b>	6,816	615
Total men prior year	<b>6,590</b>	<b>619</b>

**Women**


Students enrolled for <u>credit</u>	Undergraduate students	Graduate students
<u>Nonresident alien</u>	10	73
<u>Hispanic/Latino</u>	5,497	368
<u>American Indian or Alaska Native</u>		
<u>Asian</u>		
<u>Black or African American</u>		
<u>Native Hawaiian or Other Pacific Islander</u>		
<u>White</u>		
<u>Two or more races</u>		
<u>Race and ethnicity unknown</u>	346	59
<b>Total women</b>	5,853	500
Total women prior year	<b>5,695</b>	<b>508</b>

**Grand total (2016-17)**

12,669      1,115

**Prior year data:**

Unduplicated headcount (2015-16)      align="right">**12,285**      align="right">**1,127**

 Total enrollment Fall 2016  
NOTE: Grand total (2016-17) calculated above is expected to be greater than Total enrollment Fall 2016.      align="right">**12,281**      align="right">**1,033**

**Part B - Instructional Activity**

**12-month Instructional Activity**  
**July 1, 2016 - June 30, 2017**

**Instructional Activity Reporting Reminder:**

- Instructional activity is used to calculate an IPEDS FTE based on the institution's reported calendar system.
- Graduate credit hour activity should not include any doctor's-professional practice activity, the total of those students' FTE is entered separately instead.

**FTE Reporting Reminder:**

- Institutions need not report their own calculations of undergraduate or graduate FTE unless IPEDS FTE calculations would be misleading for comparison purposes among all IPEDS reporting institutions.

	2016-17 total activity	Prior year data
<b>Instructional Activity</b>		

**Undergraduate level:**

Credit hour activity	<input type="text" value="353,644"/>	<b>342,547</b>
----------------------	--------------------------------------	----------------

**Graduate level:**

Credit hour activity	<input type="text" value="10,318"/>	<b>9,853</b>
----------------------	-------------------------------------	--------------

Calendar system (as reported on the prior year IC Header survey component):	<b>Semester</b>
---	-----------------

If the IPEDS calculated FTE estimates below are not reasonable, **AND** you have reported the correct instructional activity hours above, enter your best FTE estimate in the "Institution reported FTE" column below and save the page. This option should be used **ONLY** if the calculated estimate is not reasonable for your institution and IPEDS comparisons.

Please provide your best estimate of undergraduate and graduate FTE for the 12-month reporting period **only if the calculated FTE estimate below is not reasonable for IPEDS comparison purposes:**

	Calculated FTE 2016-17	Institution reported FTE 2016-17	Prior year FTE 2015-16
Undergraduate student FTE	11,788	<input type="text" value="11,788"/>	<b>11,418</b>
Graduate student FTE	430	<input type="text" value="430"/>	<b>411</b>
<b>Total FTE students</b>	<b>12,218</b>	<b>12,218</b>	<b>11,829</b>



**Prepared by**

The name of the preparer is being collected so that we can follow up with the appropriate person in the event that there are questions concerning the data. The Keyholder will be copied on all email correspondence to other preparers.

The time it took to prepare this component is being collected so that we can continue to improve our estimate of the reporting burden associated with IPEDS. Please include in your estimate the time it took for you to review instructions, query and search data sources, complete and review the component, and submit the data through the Data Collection System.

Thank you for your assistance.

**This survey component was prepared by:**

<input checked="" type="radio"/>	Keyholder	<input type="radio"/>	SFA Contact	<input type="radio"/>	HR Contact
<input type="radio"/>	Finance Contact	<input type="radio"/>	Academic Library Contact	<input type="radio"/>	Other
Name:	<input type="text" value="Sheila Marty-Rodriguez"/>				
Email:	<input type="text" value="sheila.marty-rodriguez@upr.edu"/>				

**How many staff from your institution only were involved in the data collection and reporting process of this survey component?**

Number of Staff (including yourself)

**How many hours did you and others from your institution only spend on each of the steps below when responding to this survey component?**

*Exclude the hours spent collecting data for state and other reporting purposes.*

Staff member	Collecting Data Needed	Revising Data to Match IPEDS Requirements	Entering Data	Revising and Locking Data
Your office	<input type="text"/> hours	<input type="text"/> hours	<input type="text"/> hours	<input type="text"/> hours
Other offices	<input type="text"/> hours	<input type="text"/> hours	<input type="text"/> hours	<input type="text"/> hours

**Summary screen**

**12-Month Enrollment Component Summary**

IPEDS collects important information regarding your institution. All data reported in IPEDS survey components become available in the IPEDS Data Center and appear as aggregated data in various Department of Education reports. Additionally, some of the reported data appears specifically for your institution through the College Navigator website and is included in your institution's Data Feedback Report (DFR). The purpose of this summary is to provide you an opportunity to view some of the data that, when accepted through the IPEDS quality control process, will appear on the College Navigator website and/or your DFR. College Navigator is updated approximately three months after the data collection period closes and Data Feedback Reports will be available through the [Data Center](#) and sent to your institution's CEO in November 2017.

Please review your data for accuracy. If you have questions about the data displayed below after reviewing the data reported on the survey screens, please contact the IPEDS Help Desk at: 1-877-225-2568 or [ipedshelp@rti.org](mailto:ipedshelp@rti.org).

12-Month Unduplicated Headcount and Full-Time Equivalent Students	
Total 12-month unduplicated headcount	13,784
Undergraduate student unduplicated headcount	12,669
Graduate student unduplicated headcount	1,115
Total 12-month full-time equivalent (FTE) student enrollment	12,218
Undergraduate student FTE	11,788
Graduate student FTE	430

Edit Report

**12-month Enrollment**

University of Puerto Rico-Mayaguez (243197)

**There are no errors for the selected survey and institution.**